



Local Housing Needs Survey

Eye Town Council

Project number: 60572457

20 June 2018

Quality information

| <u>Prepared by</u> | <u>Checked by</u> | <u>Verified by</u> | <u>Approved by</u> |
|-----------------------------------|-------------------|--------------------|--------------------|
| Fiona Lever Associate Director | Jonathan Warboys | Ben Barker | Fiona Lever |

Revision History

| <u>Revision</u> | <u>Revision date</u> | <u>Details</u> | <u>Name</u> | <u>Position</u> |
|-----------------|----------------------|-------------------|-------------|--------------------|
| 1 | 20/06/2018 | Client amendments | Fiona Lever | Associate Director |
| | | | | |
| | | | | |
| | | | | |

Distribution List

| <u># Hard Copies</u> | <u>PDF Required</u> | <u>Association / Company Name</u> |
|----------------------|---------------------|-----------------------------------|
| | | |
| | | |
| | | |
| | | |

Prepared for:

Eye Town Council

Prepared by:

Fiona Lever
Associate Director
T: 0121 262 1923
E: fiona.lever@aecom.com

AECOM Limited
The Colmore Building
Colmore Circus Queensway
Birmingham B4 6AT
United Kingdom

T: +44 (121) 710 1100
aecom.com

© 2018 AECOM Limited. All Rights Reserved.

This document has been prepared by AECOM Limited ("AECOM") for sole use of our client (the "Client") in accordance with generally accepted consultancy principles, the budget for fees and the terms of reference agreed between AECOM and the Client. Any information provided by third parties and referred to herein has not been checked or verified by AECOM, unless otherwise expressly stated in the document. No third party may rely upon this document without the prior and express written agreement of AECOM.

Table of Contents

| | |
|----------------------------------|----|
| Executive Summary..... | 5 |
| Overview | 5 |
| Public Consultation process..... | 5 |
| Questionnaire findings | 5 |
| 1. Introduction..... | 8 |
| 1.1 Study Overview..... | 8 |
| 1.2 Report Structure | 8 |
| 2. Consultation process | 9 |
| 2.1 Questionnaire | 9 |
| 3. Findings..... | 10 |
| 3.1 Response rate | 10 |
| 3.2 Current Housing in Eye..... | 10 |
| 3.3 Household demographics..... | 13 |
| 3.4 Unmet housing needs | 15 |
| 3.5 Future housing needs | 15 |
| 3.6 Further comments..... | 21 |
| Appendix A - Questionnaire | 25 |

Executive Summary

Overview

As part of the Neighbourhood Planning process to shape the future of Eye, Eye Town Council is carrying out a Local Housing Needs Survey to capture views on current and future housing needs in the area. AECOM were commissioned to support the council with this process.

Public Consultation process

The consultation ran for three weeks starting in early May 2018. Self-completion questionnaires were delivered to all households in Eye and respondents could either complete the paper version and return it to the Town Council office where it would be sent to AECOM for data entry or complete an on-line version. During the consultation period, councillors went door-to-door to encourage residents to take part in the survey.

Questionnaire findings

250 questionnaires were completed accounting for 26% of households in Eye. The average size of these households was 2.2 residents which reflects that of the 2011 Census for the area. The sample slightly over-represented older respondents and under-represented younger respondents when compared with the 2011 Census. The sub-sample of respondents aged 25 and over shows that the over 55 year old age group is over represented when compared with the 2011 Census by 9% with under 55 year olds being underrepresented by the corresponding amount. Almost three quarters of respondents to the survey have lived in Eye for at least five years.

The majority of respondents (88% n=249) live in a house. The majority of houses (79% n=217) have at least three bedrooms whilst other forms of accommodation are typically smaller. The accommodation of the 25 of the 30 respondents that did not live in a house had two bedrooms or fewer. Sixty four percent of homes are owned outright with a further 23% being owned with a mortgage. This is higher than the national average home ownership figure of 63%. When compared with Tenure 2011 Census data for Eye, the sample contains a higher proportion of home owners (owned outright or with a mortgage/loan) than residents renting their home from a Housing Association, the Local Authority or a private landlord. Eighty six percent of homes in the sample are owned compared with 69% in the 2011 Census and 13% are rented compared with 30% in the Census.

Seventy six percent of households (n=190) have no more than two people living in them; a reasonable reflection of the 2011 Census for Eye which reports 71% of households having no more than two residents. Where the household has three or more residents, generally speaking the property has at least three bedrooms. Amongst households with fewer

occupants, the number of spare bedrooms increases. Of the 132 households which have two residents, 96 properties (73%) have three or more bedrooms and of the 57 single person households, 50 properties (88%) have two or more bedrooms.

Respondents were asked whether anyone from their household had moved away from Eye in the last five years due to difficulties in finding accommodation in the area; 20 (8% n=250) households responded that this was the case. Of these, 10 respondents (50% n=20) stated that the person that had moved away would move back to Eye if their housing needs were met; these people requiring houses which can either be bought on the open market or rented from the Local Authority or a housing association. Buyers of properties on the open market favoured houses with at least three bedrooms where as those looking to rent tended to require two bedrooms.

Respondents were asked whether any members of the current household would be looking to move out of the property into alternative accommodation in Eye in the next five or ten years. Thirty six households indicated that members of their household would need alternative accommodation in Eye in the next five years and 16 households required this within 10 years. This accounted for 80 residents.

In the next five years, 21 households (58% n = 36) were looking for all members of the household to move elsewhere in Eye and 14 households (39% n = 36) were looking for younger household members to find alternative accommodation in Eye. One household did not indicate who was looking to move.

Of the 21 households where all members are looking to move in the next five years, 11 are occupied by residents over the age of 65 and eight of them own their current home outright. Seven of these over 65 year olds looking to move within five years in Eye require two or three bedroom bungalows, two require one or two bedroom retirement/sheltered accommodation and one is looking for a one or two bedroom apartment. All bar three of these household currently have at least three bedrooms and all bar one are looking to downsize their property. Of the 10 households that are looking to move that are aged under 65, six are looking to downsize with two requiring larger properties.

Of the 14 households where younger members of the household are seeking accommodation in Eye in the next five years, the household members looking to move are aged between 18 and 34. The older members of the household will remain in their current property. The current income of those young people looking to move to alternative property in Eye tends to reflect the type of property required. Those on lower incomes tend to be seeking one or two bedroom properties to rent from the Local Authority or Housing Associations. As income increases as does the desire for more bedrooms and the likelihood of wanting to purchase a property on the open market.

Of the 16 households that indicated that they would need to move within Eye in the next 10 years, 13 households were looking for all members of the household to move (81% n=16); all of these 13 households currently have residents that are in the 65-74 year old age group. Nine of the households where all members are looking to move within ten years are looking to downsize from their two, three and four bed current houses and bungalows to houses, bungalows and retirement/sheltered housing with fewer bedrooms than their current property; most requiring one or two bed accommodation. All bar one of these nine properties is owned outright.

Respondents were asked whether they thought affordable housing should be provided in one compact location or if it should be spread across the town. Respondents agreed more

with the proposal to spread the affordable housing across Eye with 81% (n=235) responding favourably compared with just 21% (n=164) agreeing it should be in one compact location.

Respondents were also asked for their preference regarding the development of Paddock House, an area which the District Council is proposing for housing development. Of the respondents to give a preference (n=235) 77% preferred the option "The open space between Paddock House and Church Street should be retained with housing on the site only occupying the area currently filled by the disused residential home." with the option to build up to the pavement line favoured by 23%. In the open comments box, several respondents suggested alternative uses for this area including parking, retirement/sheltered accommodation and a market place.

Respondents were finally asked for any other comments they may have regarding housing needs in Eye; 103 comments were made. The highest proportion of comments were attributed to the need for affordable housing in Eye citing the need for smaller properties rather than large executive homes in order to attract young people and families into the area. There was also a need to provide retirement/sheltered accommodation which was felt would benefit from being close to the town centre to allow greater accessibility. Whilst respondents generally supported additional housing, they stressed the need to ensure that the local infrastructure (roads, schools, health care etc.) can cope with any increase in housing supply. Additional parking requirements were suggested as current needs are not felt to be being met.

1. Introduction

1.1 Study Overview

Local Plans, drafted by District Councils, make it clear what is intended to happen in an area over the life of the plan. It covers future development of an area addressing housing needs, the economy, community facilities and infrastructure as well forming a basis for protecting the environment. Local Plans are a starting point for considering whether planning applications can be approved and should be tailored to the needs of each area.

The emerging Local Plan has strategic housing allocations for Eye of 600 houses and designates Eye as a Market Town. Eye is smaller than neighbouring market towns and consequently the community is concerned about the impacts of growth on key facilities and infrastructure. There is a large amount of speculative interest from developers and the community wish to develop a coherent vision for development. To support this process, Eye Town Council is preparing a Neighbourhood Plan to create an overall vision for Eye.

In order to support their Housing Needs Assessment within the Neighbourhood Plan area, Eye Town Council commissioned AECOM to assist them in undertaking a Local Housing Needs (LHN) survey. This report presents the findings of that survey.

1.2 Report Structure

Following this Introduction, Section Two sets out the consultation process with the findings being reported in Section Three.

2. Consultation process

The following sections explain how the consultation was undertaken.

The consultation began on Thursday 3rd May 2018 and ran until Thursday 24th May 2018. However, responses were accepted until the 4th June 2018. Paper copies of the self-completion questionnaire were hand delivered to every property in Eye. Residents could either complete the paper version returning it to the Eye Town Council office or complete an on-line version via a link given on the questionnaire. During the consultation period, Town Councillors knocked on doors to encourage participation in the survey.

The completed paper questionnaires were provided to AECOM and these were data entered via the on-line link. Paper questionnaires that were received up until the 4th June 2018 were included in the data set.

2.1 Questionnaire

Following a short explanation of the reason for the survey and how to take part, the questionnaire asked respondents to indicate the type of property they live in, the number of bedrooms it has and its tenure. They were asked how long they had lived in Eye and to indicate the number of people in their household as well as providing demographic information for each resident.

To determine unmet housing needs, respondents were asked whether anyone from their household had moved away from Eye due to difficulties in finding accommodation. Those to which this applied were asked whether these people would return to Eye should the housing they were looking for become available and if so, the nature of the property required and how they would purchase or rent it.

Respondents were asked whether any members of their household are likely to need to move from their current property in Eye to alternative accommodation in the area within the next five or ten years. Respondents to whom this applied were asked to indicate the nature of the property they would be looking for, the number of bedrooms and how they would purchase or rent it.

The questionnaire sought to determine how affordable housing could be provided within Eye and captured views on the District Council's proposal to develop the Paddock House site for housing. A further comments box was provided at the end of questionnaire for respondents to provide additional views.

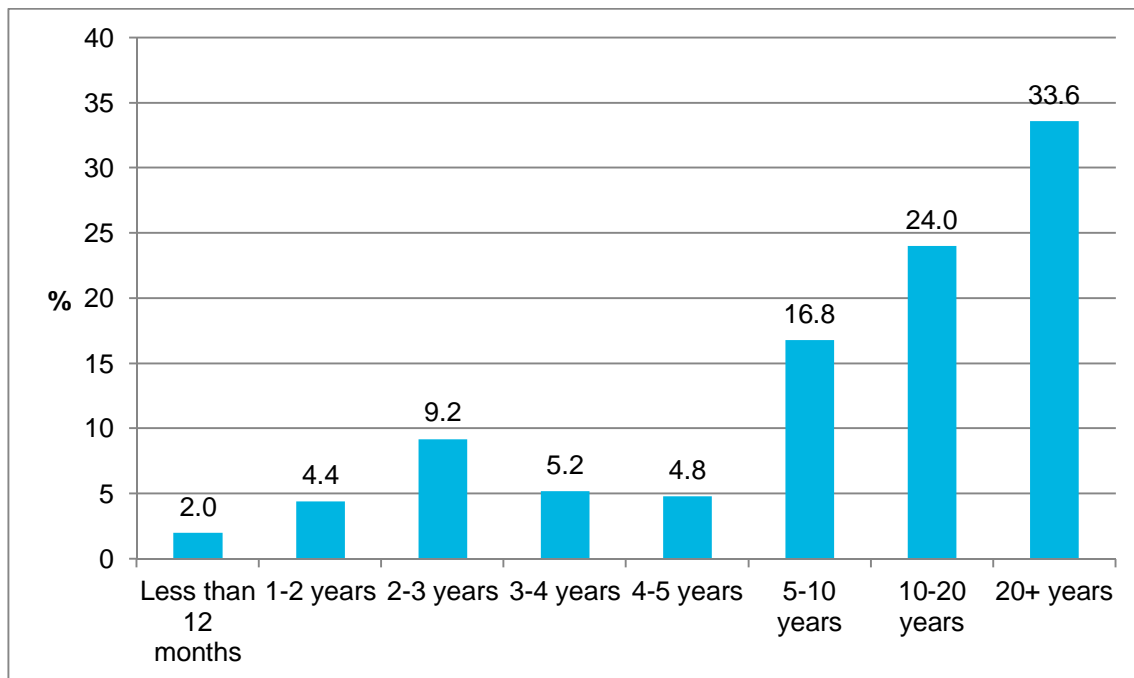
3. Findings

3.1 Response rate

Census 2011 data for Eye indicates that there are 969 households in the area with 2154 residents. 250 households responded to the Local Housing Needs survey accounting for 26% of households in the area. These properties contained 541 household members. The average household size for the survey was 2.2 residents per household; this is the same as in the 2011 Census.

As shown in Figure 3.1, almost three quarters of respondents (74.4%) have been resident in Eye for five years or longer; just over a third have lived in Eye for 20 years or more.

Figure 3.1 How long have you lived in Eye? (n=250)



3.2 Household demographics

Respondents were asked to indicate the age of each person in the household as well as their income. These data are shown in Tables 3.1 and 3.2. When the age of respondents in the sample is compared with the 2011 Adult life stage data for Eye, this shows that the younger age groups are slightly underrepresented in the sample with the over 65s being over represented.

Looking at the 25 years and over age groups, as direct comparisons between the sample (n=436) and the 2011 Census (n=1549) can be made, seven percent of this sub-sample are aged 25-34 compared with 11% in the Census and 29% of this sub-sample are aged 35-54 compared with 34% in the Census. For the over 65 age group, 41% of the 25 and over

sub-sample are over 65 years old compared with 34% in the 2011 Census. This sub-sample shows that the over 55 year old age group is over represented when compared with the 2011 Census by 9% with the under 55 year olds being underrepresented by the corresponding amount.

Thirty eight households (15% n=250) had children living in them and 124 (50% n=250) had residents aged 65 or over. Respondents were also asked to indicate the gender of all household members. Households in the sample contain 183 males (48% n = 383) and 200 females (52%) which accurately reflects the 2011 Census for Eye.

Table 3.1 Age of respondents in households

| | | Count | Column N % | 2011 Census adult life stage | 2011 Census adult life stage (%) |
|-----|-----------|-------|------------|------------------------------|----------------------------------|
| Age | 0-10 | 27 | 5% | | |
| | 11-17 | 36 | 7% | | |
| | 18-24 | 29 | 5% | 215* | 12.19* |
| | 25-34 | 29 | 5% | 163 | 9.24 |
| | 35-44 | 45 | 8% | 530 | 30.05 |
| | 45-54 | 80 | 15% | | |
| | 55-64 | 102 | 19% | 334 | 18.93 |
| | 65-74 | 120 | 22% | 300 | 17.01 |
| | 75+ | 60 | 11% | 222 | 12.59 |
| | Not given | 13 | 2% | | |
| | Total | 541 | | 1764 | 100 |

*This group is reported as 16-24 in the Census

Table 3.2: Respondents' income

| Income | Count | Column N % |
|-------------------|-------|------------|
| No income | 58 | 28.7 |
| Under £12,000 | 80 | 39.6 |
| £12,000-£18,999 | 71 | 35.1 |
| £19,000-£25,999 | 49 | 24.3 |
| £26,000-£31,999 | 36 | 17.8 |
| £32,000-£47,999 | 28 | 13.9 |
| £48,000-£63,999 | 13 | 6.4 |
| £64,000-£95,999 | 5 | 2.5 |
| More than £96,000 | 4 | 2.0 |
| Total | 202 | 100.0 |

3.3 Current Housing in Eye

When asked to describe their home in Eye, the majority of respondents (88%) stated that they live in a house with just 12% indicating other forms of accommodation; Table 3.3 shows this. Nine percent of respondents live in a bungalow, two percent live in retirement/sheltered housing and one percent live in a flat/apartment. The respondent that indicated 'other' cited 'over 55's development'.

Respondents were also asked how many bedrooms their home has. These data have been cross tabulated against accommodation type and are shown in Table 3.4.

Table 3.3: Please indicate which of the following best describes your home in Eye

| | Frequency | Percent |
|------------------------------|-----------|---------|
| House | 219 | 88.0 |
| Bungalow | 22 | 8.8 |
| Flat/apartment | 3 | 1.2 |
| Retirement/sheltered housing | 4 | 1.6 |
| Other | 1 | 0.4 |
| Total | 249 | 100.0 |

Table 3.4: Number of bedrooms by property type

| Please indicate which of the following best describes your home in Eye | How many bedrooms does your home have? | | | | |
|--|--|-----|-------|--------------|-------|
| | One | Two | Three | Four or more | Total |
| House | 3 | 42 | 100 | 72 | 217 |
| Bungalow | 6 | 12 | 2 | 2 | 22 |
| Flat/apartment | 0 | 3 | 0 | 0 | 3 |
| Retirement/sheltered housing | 1 | 3 | 0 | 0 | 4 |
| Other | 0 | 0 | 1 | 0 | 1 |
| Total | 10 | 60 | 103 | 74 | 247 |

Table 3.4 shows that most of the respondents' houses in Eye have three or more bedrooms (79%) whilst other types of accommodation are typically smaller. Of the thirty respondents that do not live in a house, 25 (83%) live in properties that have two bedrooms or fewer.

As shown in Table 3.5, almost two thirds (64%) of respondents own their property outright with a further 23% owning with a mortgage. This is a higher rate of home ownership than the national average of 63%. When compared with Tenure 2011 Census data for Eye, the sample over represents home owners (owned outright or with a mortgage/loan) and underrepresents residents renting their home from a Housing Association, the Local Authority or a private landlord. Eighty six percent of homes in the sample are owned compared with 69% in the 2011 Census and 13% are rented compared with 30% in the Census.

Table 3.5 Please indicate whether your home is...

| | Frequency | Percent | Tenure Census 2011 | Tenure Census % |
|---|-----------|---------|--------------------|-----------------|
| Owned outright | 159 | 63.6 | 402 | 42.36 |
| Owned with a mortgage/loan | 57 | 22.8 | 252 | 26.55 |
| Shared ownership (part owned/part rented) | 1 | 0.4 | 9 | 0.95 |
| Rented from a Housing Association | 6 | 2.4 | 53 | 5.58 |
| Rented from the Local Authority | 15 | 6.0 | 131 | 13.8 |
| Rented from a private landlord | 12 | 4.8 | 102 | 10.75 |
| Total | 250 | 100.0 | 949* | 100 |

*20 residents are recorded as living rent free

Table 3.6 shows the cross tabulation of property type by ownership. Sixty-five percent of house owners (n=219) own their property outright and 64% of bungalow owners (n=22) also own their home outright. However, due to the high proportion of home ownership and respondents living in houses it is not possible to see any significant differences between the housing size, types or ownership.

Table 3.6: Property ownership by housing type

| Please indicate which of the following best describes your home in Eye | Please indicate whether your home is... | | | | | | |
|--|---|----------------------------|------------------|----------------------------|-----------------------------|------------------------------|-------|
| | Owned outright | Owned with a mortgage/loan | Shared ownership | Rented from Housing Assoc. | Rented from Local Authority | Rented from private landlord | Total |
| House | 142 | 55 | 1 | 4 | 6 | 11 | 219 |
| Bungalow | 14 | 0 | 0 | 2 | 6 | 0 | 22 |
| Flat/apartment | 2 | 0 | 0 | 0 | 0 | 1 | 3 |
| Retirement/sheltered | 0 | 1 | 0 | 0 | 3 | 0 | 4 |
| Other | 1 | 0 | 0 | 0 | 0 | 0 | 1 |
| Total | 159 | 56 | 1 | 6 | 15 | 12 | 249 |

3.4 Household demographics

Respondents were asked how many people lived at their property; these data are shown in Table 3.7 and indicate that just over three quarters of households (76% n=190) have no more than two people living in them. This table also shows the household size from the 2011 Census for Eye which reports that 71% of households have no more than two residents.

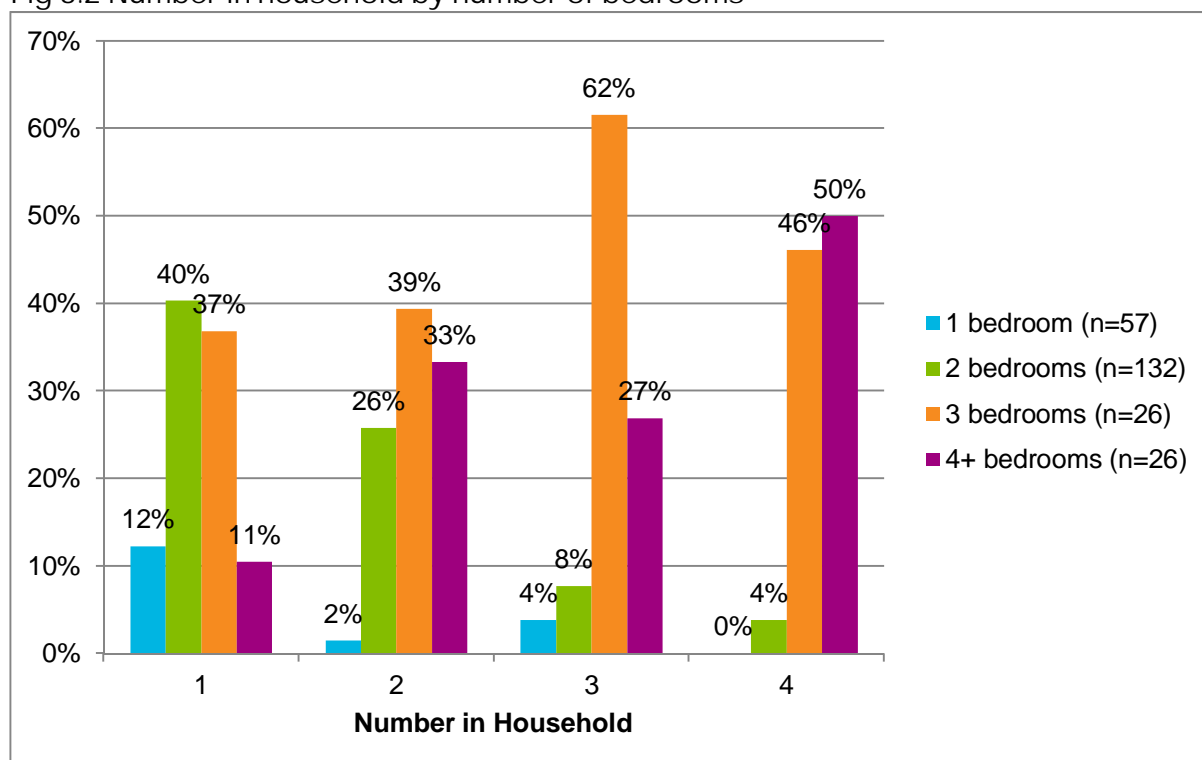
Table 3.7 Number of people living in the household

| | Frequency | Percent | Household size Census 2011 | Household size Census % |
|-------|-----------|---------|----------------------------|-------------------------|
| 1 | 58 | 23.3 | 310 | 31.99 |
| 2 | 132 | 53.0 | 378 | 39.01 |
| 3 | 26 | 10.4 | 125 | 12.9 |
| 4 | 26 | 10.4 | 106 | 10.94 |
| 5 | 6 | 2.4 | 36 | 3.72 |
| 6 | 1 | 0.4 | 14 | 1.44 |
| Total | 249 | 100.0 | 969 | 100 |

Figure 3.2 shows the number of people living in the households that responded to the survey cross tabulated against the number of bedrooms in their property. Where the household has three or more residents, generally speaking the property has at least three bedrooms. There are 59 households that have three or more residents and all but four of them have three or more bedrooms.

Amongst households with fewer occupants, the number of spare bedrooms increases. Of the 132 households which have two residents, 96 properties (73%) have three or more bedrooms and of the 57 single person households, 50 properties (88%) have two or more bedrooms.

Fig 3.2 Number in household by number of bedrooms



3.5 Unmet housing needs

Respondents were asked whether anyone from their household had moved away from Eye in the last five years due to difficulties in finding accommodation in the area; 20 (8% n=250) households responded that this was the case. Of these, 10 respondents (50% n=20) stated that the person that had moved away would move back to Eye if their housing needs were met. Table 3.8 shows the types of housing required by each of these residents indicating that houses are desired which can either be bought on the open market or rented from the Local Authority or a housing association. Buyers of properties on the open market favoured houses with at least three bedrooms whether those looking to rent tended to require two bedrooms.

Table 3.8 Unmet housing needs

| Housing Type | Market | Bedrooms |
|--------------|---------------------------------|----------|
| House | Rent from the Local Authority | 2 |
| House | Rent from the Local Authority | 2 |
| House | Rent from a Housing Association | 2 |
| House | Rent from a Housing Association | 2 |
| Bungalow | Buy on open market | 2 |
| House | Rent from a Housing Association | 3 |
| House | Buy on open market | 3 |
| House | Buy on open market | 4+ |
| House | Buy on open market | 4+ |
| House | Buy on open market | 4+ |

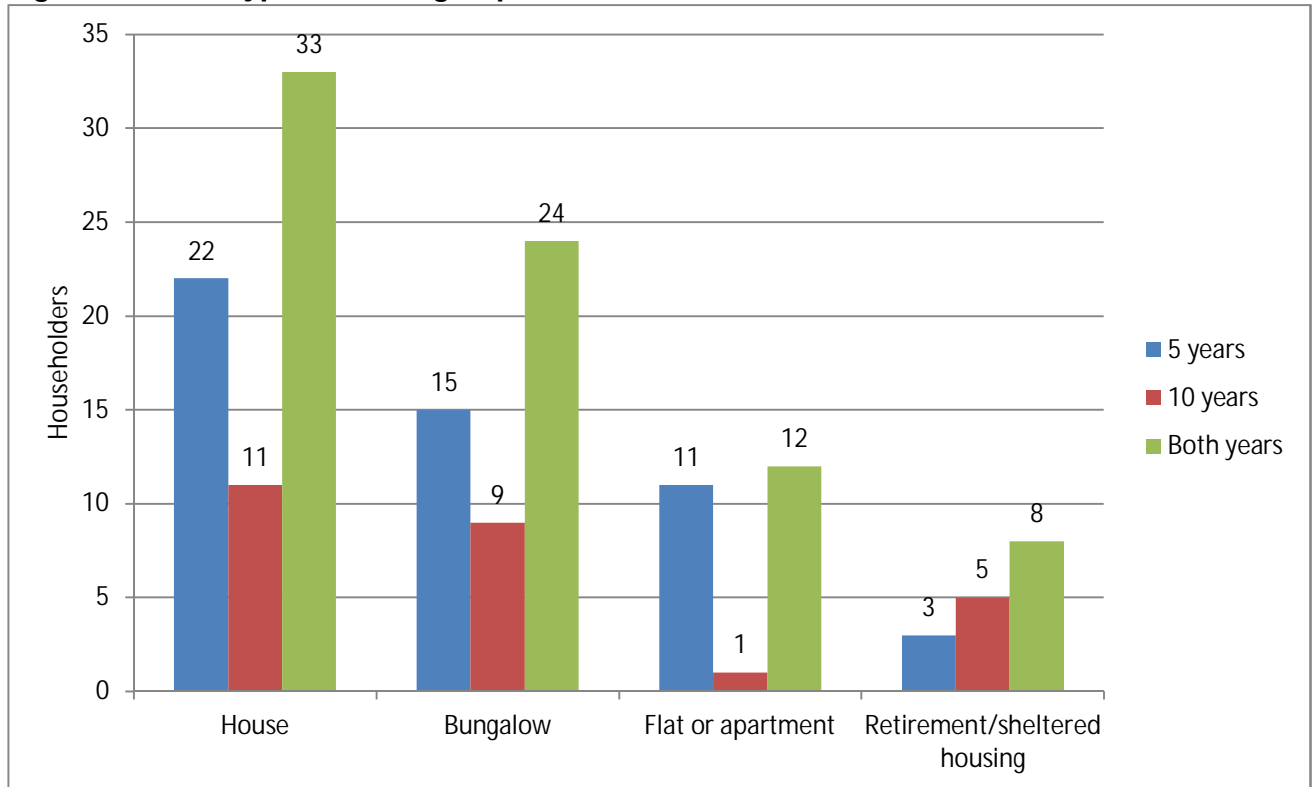
Three respondents indicated that the person that had moved away would not move back to the area and seven people did not know whether the person would move back should housing become available.

3.6 Future housing needs

Respondents were asked whether anyone in their current household would need a property in Eye in the next five or ten years. Thirty six respondents (15% n=246) stated a member of their household would require a property in the area within the next five years with a further sixteen (7% n=246) stating they would require one within ten years.

Where future housing in Eye was required, respondents were asked to indicate which household members would require this housing, their desired property type and how they plan to purchase or rent it. Respondents indicated that 80 current Eye residents would be looking for alternative housing in the future; numbers of residents requiring alternative property in Eye in either five or ten years by property type are shown in Figure 3.3.

Fig 3.3 Count of type of housing required (all household members) n=80



In the next five years, 21 households (58% n = 36) were looking for all members of the household to move elsewhere in Eye and 14 households (39% n = 36) were looking for younger household members to find alternative accommodation in Eye.

Of the 36 households indicating that they would require alternative accommodation in Eye in the next five years, 18 households (50% n = 36) were looking for all members of the household to move elsewhere in Eye and 14 households (39% n = 36) were looking for younger household members to find alternative accommodation in Eye. Four households did not indicate which household members were looking to move but all residents in three of these premises are currently aged over 55 so it has been assumed that all would be looking to move. This raises the number of households where all residents are looking to move to 21 (58% n=36).

3.6.1 All residents at the current property are looking to move within Eye in the next five years

Of the 21 households where all members of the property are looking to move elsewhere in Eye in the next five years, 11 of them contain residents who are all currently aged 65 or over (52% n=21). Eight of these 11 households are currently owned outright, one is owned with a mortgage/loan, one is rented from the Local Authority and one is rented from a private landlord.

Where all residents at the property who are looking to move within Eye in the next five years are aged 65 or over:

- Seven residents are looking to move into two or three bed bungalows
- two wish to move to one or two bed retirement/sheltered housing
- one is looking for a one or two bed flat/apartment
- one did not specify their future housing need

All bar three of these 11 households have at least three bedrooms in their current home and all bar one are looking for properties with fewer bedrooms than their current home.

Of the eight properties that are currently owned outright by residents aged 65+ looking to move within Eye in the next five years, the residents of five of them plan to buy the replacement property outright, two plan to purchase their properties with a mortgage and one did not specify how they plan to purchase the property. The three households that do not own their property outright plan to rent from either a Housing Association or the Local Authority or share ownership of their new property.

There are ten households where all members are looking to move into another property in Eye in the next five years who are aged under 65. All bar two of these properties contain people in the 45-54 age group and four of them also contain children; two properties are home to 35-44 year olds which children.

Where all residents at the property are looking to move within in Eye in the next five years are aged under 65:

- Two households are looking to purchase a property in Eye in the next five years which is larger than their current property (both currently live in a two bed house and are seeking three bed bungalows or houses)
- six households are looking to downsize from their three and four bed houses to one or two bed houses or flats/apartments
- two did not specify the number of bedrooms in their next property but both currently live in four bed houses

3.6.2 Some residents of the household are looking to move within Eye in the next five years

Of the 14 households where younger members of the household are seeking accommodation in Eye in the next five years, the household members looking to move are aged between 18 and 34. The older members of the household will remain in their current property.

- One of the young people seeking alternative accommodation currently has no income and is seeking a one bed flat/apartment to rent from the Local Authority.
- Four young people currently earn under £12,000 and are looking for one or two bedroom houses or flat/apartments. Two young people in this group plan to rent from either a Housing Association or the Local Authority, one plans to share ownership (part owned/part rented) and one plans to buy on the open market.
- Five young people currently earn between £12,000 and £18,999, four are seeking a two or three bed house and one requires a one bed flat/apartment. Three young

people in this age group plan to buy on the open market, one plans to rent from the Local Authority and another specified shared ownership (part owned/part rented).

- Three young people currently earn between £19,000 and £25,999 and are all looking for two bedroom houses which they plan to buy on the open market.
- One young person preferred not to disclose their income; they wish to purchase a two bed house on the open market.

3.6.3 Move within Eye in the next 10 years

Of the 16 households that indicated that they would need to move within Eye in the next 10 years, 13 households were looking for all members of the household to move (81% n=16); all of these 13 households currently have residents that are in the 65-74 year old age group. Ten of these 13 households are owned outright, two are owned with a mortgage/loan and one is rented from a private landlord.

Nine of the households where all members are looking to move within ten years are looking to downsize from their two, three and four bed current houses and bungalows to houses, bungalows and retirement/sheltered housing with fewer bedrooms than their current property; most requiring one or two bed accommodation. All bar one of these nine properties is owned outright with four of these households planning to buy their alternative property in Eye outright and one plans to self-build if possible. One plans to share ownership (part owned/part rented) of their new home and three plan to buy on the open market with a mortgage.

Two households that are looking to move in the next ten years within Eye plan to maintain the number of bedrooms in their property. One plans to move from a two bed house which they currently rent from a private landlord to a two bed bungalow rented from the Local Authority. The other plans to move from a three bed house which they own with a mortgage to three bed retirement/sheltered housing which they plan to buy on the open market. One household plans to move from their one bed house which they own outright to a two bed bungalow which they will buy outright.

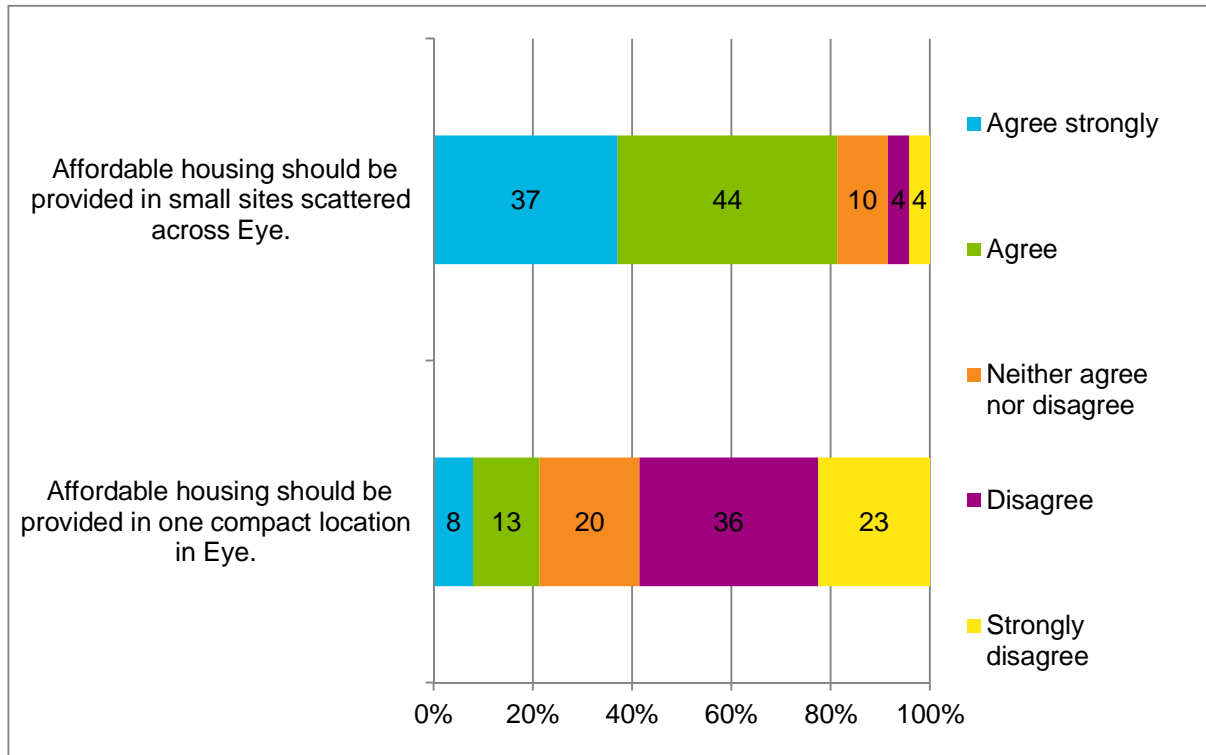
In three households some members of the household are looking to move within Eye in the next ten years. One household contains a 65-74 year old that is seeking one bed retirement/sheltered housing to rent from the Local Authority. This person currently lives in a house with at least four bedrooms which they own outright; younger members living at the property appear to be remaining there. Two households contain young people seeking alternative accommodation in Eye in the next ten years; one is currently aged 25-34 and earns £12,000-£18,999 seeking a two bed flat/apartment to buy on the open market and the other contains children currently with no income seeking two bed flat/apartments with shared ownership (part buy/part rent).

3.7 Placement of affordable housing

Respondents were asked whether they thought affordable housing should be provided in one compact location or if it should be spread across the town. Respondents agreed more with the proposal to spread the affordable housing across Eye with 81% (n=235)

responding favourably compared with just 21% (n=164) agreeing it should be in one compact location; these data are shown in Figure 3.4.

Fig 3.4 Please indicate your level of agreement with the statements on affordable housing

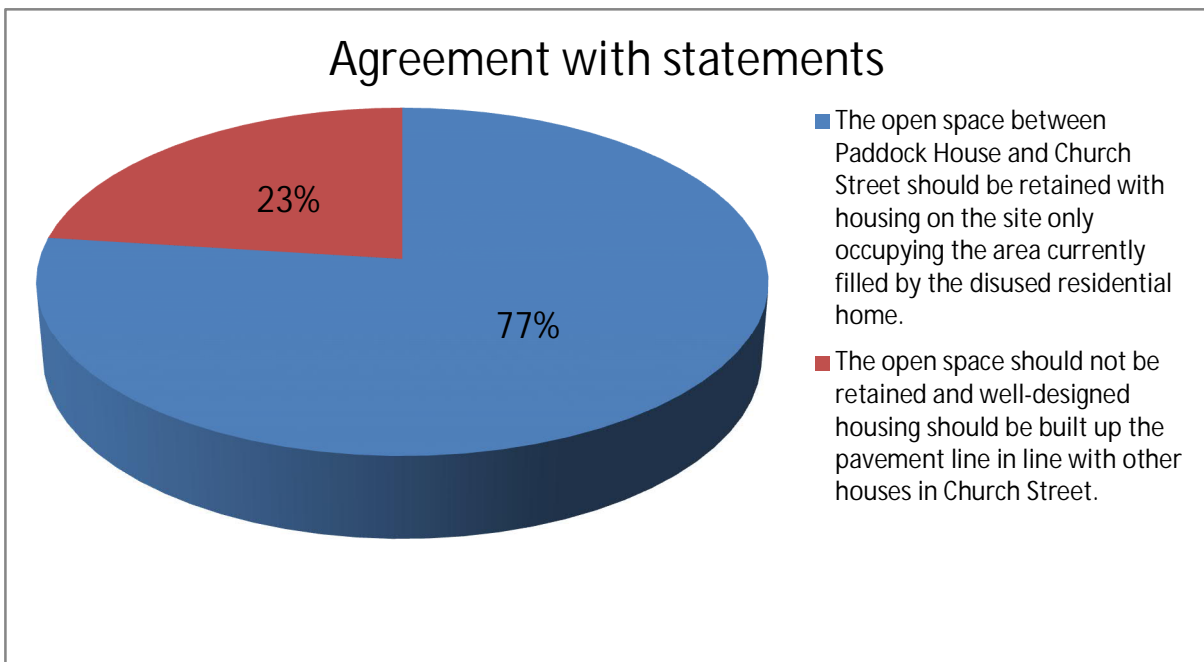


In the comments section at the end of the questionnaire, one respondent wrote:

“Strongly disagree with departmentalizing demographic groups. It leads to the "othering" of people and does not promote social solidarity. This also includes medicalising older people by moving the residential home to be near GP and Hospital, out of town, and ostracizing lower social economic groups on housing estates. Social integration promotes understanding and thus community cohesion.”

3.8 Paddock House

Respondents were also asked for their preference regarding the development of Paddock House, an area which the District Council is proposing for housing development. Of the respondents to give a preference (n=235) 77% preferred the option “The open space between Paddock House and Church Street should be retained with housing on the site only occupying the area currently filled by the disused residential home.” with the option to build up to the pavement line favoured by 23%. Figure 3.5 shows these data.

Figure 3.5: Option preference for Paddock House

The questionnaire allowed respondents to leave open comments and several commented on the Paddock House proposal. Some felt the site should be used for parking (more details in Section 3.7.3) a retirement home or market place. Others raised concerns about building up to the pavement line.

"Church Street is very narrow and busy, cars and lorries mount the pavement to pass parked vehicles. It would be very dangerous for houses to have a front door directly onto this road unless double yellow lines were painted down the road."

"It's vital that the green space is preserved at the front and it should be for the community as a whole. It would serve as an important catalyst for young and old to interact."

"Paddock House was 'common land' and used for village functions (markets) so the last thing that should happen is a build up to the Church Street pavement. If the airfield or indeed chicken factory redevelopment rumours of housing are to go ahead, does it not make sense to use Paddock House site as a market square to include landscaped parking and build affordable housing on the new sites at the edge of town?"

"Surely Paddock House should be re-built as an old people's home. Privately owned perhaps. Being in the centre of town this is ideal for those residents that can go out on short walks and socialise."

"If affordable housing is built up to the Street in Church Street it needs to be market housing because tenants will leave their wheelie bins on the pavement (harsh but true). There should be no affordable housing in Church Street as it can be provided elsewhere at a more competitive price and the sale proceeds from this site used in a more efficient way i.e. more social housing elsewhere than could be provided at Paddock House site...the site should be developed to the benefit of Eye to either enhance the area by say a pocket park or by providing parking possibly or selling to

the highest bidder and better using the proceeds elsewhere and returning the street scene to something more sympathetic.”

“Paddock House presents a rare opportunity to help satisfy a wide variety of needs within Eye such needs include providing facilities that help encourage residents of Eye and surrounding areas to visit the centre of Eye and to use the commercial facilities (a rare blend of independent shop keepers). Filling Paddock House with new houses will represent a missed opportunity that will be a source of regret for years to come.”

3.9 Further comments

Respondents were finally asked for any other comments they may have regarding housing needs in Eye; 103 comments were made and a summary of the key aspects mentioned are shown in Table 3.9 below with further explanations following the table. The highest proportion of comments were attributed to the need for affordable housing in Eye, additional parking requirements and ensuring that the local infrastructure can cope with any increase in housing supply.

Table 3.9: Coded comments (If you have any further comments on housing needs within Eye, please write them below)

| | Count | Column N % |
|---|-------|------------|
| Additional parking needed | 25 | 24% |
| Affordable housing needed | 34 | 33% |
| Do not build more housing | 13 | 13% |
| No affordable housing wanted | 3 | 3% |
| Range of housing required | 13 | 13% |
| Community | 10 | 10% |
| Lack of employment opportunities | 5 | 5% |
| Town needs younger residents | 9 | 9% |
| Ensure services/infrastructure can cope | 23 | 22% |
| No buy to rent/profit allowed | 6 | 6% |
| Bungalows needed/provision for elderly | 9 | 9% |
| Criticism of survey/Council | 14 | 14% |
| Aesthetics, greenery | 15 | 15% |

3.9.1 Affordable housing

The highest proportion of free comments made were regarding the need for affordable housing in the area. Respondents commented that “there are plenty of big houses” in Eye and that there is no need for any more four bed executive homes. It was mentioned that some of the smaller one and two bed properties are holiday lets and are not occupied all of the time and that properties under £200,000 should not be sold to private landlords or second home owners increasing the availability of the local housing stock.

"We need to avoid 'Executive' housing and to cater for the young and lower income markets also giving consideration to housing for older people who can no longer manage their own homes."

"Affordable housing for young people should be a priority within Eye."

"Eye needs more small/ish homes for young and elderly locals rather than huge executive detached houses."

Comments stated that affordable housing is "scarce" in Eye and that it should be provided both to buy and rent to keep and entice young people and families to the town. Some suggestions were made about a priority allocation scheme for affordable housing with preference being given to young people from the area, essential workers and people with family links to Eye.

"The town needs to attract younger people and younger families if it is to continue to prosper. We have an affluent, often older, property owning demographic. If we do not attract a younger age range to the town, shops will begin to close and the town will gradually atrophy over the next two decades."

"A mix of starter, family and elderly and social housing would keep Eye relevant and financially available to more people."

"It is important that low-cost housing both to rent and buy is available for local people. This is a low wage area and too many young people cannot afford the high rents in the private sector."

People indicated that affordable housing should be maintained as such not reverting to market value once the first resident moves out. Converting existing properties into smaller housing units was also suggested; Paddock House, Library and Hospital were examples.

A number of respondents felt that developers should be less commercially focused building fewer properties on sites.

"...So forgetting what is commercially viable I would recommend more single storey dwellings, usually a developer is reluctant to provide these because houses are more profitable if density per acre is not controlled national target of 35 to the hectare wont usually include bungalows. However, on the airfield development the OPP I believe is for 285 dwellings maximum and this allows for substantial single storey development to the Northern fringe and against existing development boundaries. The retention of this permission for this land is essential as any resubmission will no doubt be for say 400 dwellings at a much higher density to the detriment of Eye and the benefit of the developer's bottom line."

"...too many houses are squashed onto sites with no green space which would benefit families and the community."

"If Eye is indeed to build housing for the future, it needs to concentrate on good quality housing that embraces friendly details, not simply focusing on the maximum profit that can be extracted out of the land."

3.9.2 Supporting Infrastructure

Concerns were raised that future housing development in the town should not be excessive needing to ensure that local services such as roads, public transport, schools

and medical facilities can cope with the additional demand. There was concern that should this not occur Eye could become "...a satellite community where people have no need to contribute to the local economy."

"There is a need for affordable housing but these will need to be supported by an extended and improved infrastructure (roads, schools, health care, parking, traffic calming measures and integrated walking/cycling, encouragement for businesses to open/stay in Eye."

Comments were made regarding the need to resolve issues with the existing infrastructure before any further development occurs.

"Fix the potholes...school parking – absolute nightmare in Church Street"

"Can't get a doctor's appointment now, schools can't cope, too much traffic."

"Eye is a small town with limited infrastructure e.g. healthcare, parking for shoppers as well as workers. Roadworthy, as the volume of traffic currently is quite high in particular along Castleton Way and highway maintenance through Eye is poor. There would have to be a massive resource input into the town to accommodate a high volume of housing as is currently planned."

"...already overloaded drains, small roads, sewers and supporting infrastructure in danger of being overloaded."

3.9.3 Parking

The lack of available parking in Eye was mentioned by many respondents.

"It is impossible to find a parking place in either of the two car parks after 0700 hours on a weekday."

"The problem in Eye is parking as the streets aren't able to cope with double parking and large vehicles."

There were several suggestions that the Paddock House site should be used for car parking, although others disagreed with this proposal.

"We are already struggling with parking...please do not build on Paddock House, a parking space would be better there."

"Paddock House could be used as an additional car park for the CO-OP and primary school to stop congestion on Church Street."

"The Paddocks provide an echo of historical practice where livestock were held prior to market. This is within the conservation area. I have heard that this area has been proposed for additional car parking; if this is so I would strongly disagree. If new housing is to be built on this site the new residents' parking could be problematic... Having a small car park fronting Church Street with presumably some new affordable housing behind would not make sense."

Several comments were received about new housing having adequate parking.

"Housing is needed for rural living with PARKING for multiple vehicles and gardens."

"We need more town parking and make Church Street one-way. Any homes should have adequate parking."

3.9.4 No new housing

The majority of comments relating to not building houses in Eye referred to the Paddock House site with respondents suggesting alternative uses for the site (see text following Figure 3.5). However, some people did not want additional housing in Eye.

"No more houses in Eye!"

"Eye is a small market town and it needs to stay this way. No more houses and doing away with the country side."

"We don't need hundreds of estate houses; we don't need to change the nature of the town that we have all chosen to live in by making it something else."

3.9.5 Range of housing needed

Some respondents felt that a range of housing is required in Eye and that new buildings "should be sympathetic" to the existing property.

"A range of housing size and type will allow a range of people – individuals, couples and families – to remain or move into Eye. This is likely to create the type of balanced community that will best serve all our needs."

"Eye needs mixed housing options to include single storey bungalows, single person housing, retirement housing and affordable family housing."

Appendix A - Questionnaire

As part of the Neighbourhood Planning process to shape the future of Eye, Eye Town Council is carrying out a Local Housing Needs Survey. This will capture views on current and future housing needs in the area. Please take a few minutes to complete this questionnaire, either on paper and return to the Town Council office or on-line at eyehousingsurvey.co.uk. It's your chance to express your opinion on future development in Eye. The answers you provide will be kept in confidence and will only be used for the purposes of this research. All responses will remain anonymous.

Current accommodation in Eye

| | | | | |
|-----------|--|---------------------------------------|------------------------------|---------------------------------------|
| Q1 | Please indicate which of the following best describes your home in Eye. Please tick one box only. | | | |
| | House | <input type="checkbox"/> ₁ | Retirement/sheltered housing | <input type="checkbox"/> ₄ |
| | Bungalow | <input type="checkbox"/> ₂ | Caravan/mobile home | <input type="checkbox"/> ₅ |
| | Flat/apartment | <input type="checkbox"/> ₃ | Other (please specify) | <input type="checkbox"/> ₆ |

| | | | | |
|-----------|---|---------------------------------------|-----------------------|---------------------------------------|
| Q2 | How many bedrooms does your home have? Please tick one box only. | | | |
| | One bedroom | <input type="checkbox"/> ₁ | Three bedrooms | <input type="checkbox"/> ₃ |
| | Two bedrooms | <input type="checkbox"/> ₂ | Four bedrooms or more | <input type="checkbox"/> ₄ |

| | | | | |
|-----------|--|---------------------------------------|---------------------------------|---------------------------------------|
| Q3 | Please indicate whether your home is... Please tick one box only. | | | |
| | owned outright | <input type="checkbox"/> ₁ | rented from the Local Authority | <input type="checkbox"/> ₅ |
| | owned with a mortgage/loan | <input type="checkbox"/> ₂ | rented from a private landlord | <input type="checkbox"/> ₆ |
| | shared ownership (part owned/part rented) | <input type="checkbox"/> ₃ | tied to job | <input type="checkbox"/> ₇ |
| | rented from a Housing Association | <input type="checkbox"/> ₄ | other (please specify) | <input type="checkbox"/> ₈ |

| | | | | |
|-----------|--|---------------------------------------|-------------|---------------------------------------|
| Q4 | How long have you lived in Eye? Please tick one box only. | | | |
| | Less than 12 months | <input type="checkbox"/> ₁ | 4-5 years | <input type="checkbox"/> ₅ |
| | 1-2 years | <input type="checkbox"/> ₂ | 5-10 years | <input type="checkbox"/> ₆ |
| | 2-3 years | <input type="checkbox"/> ₃ | 10-20 years | <input type="checkbox"/> ₇ |
| | 3-4 years | <input type="checkbox"/> ₄ | 20+ years | <input type="checkbox"/> ₈ |

Household members

| | | | | | | |
|-----------|---|---------------------------------------|---------------------------------------|---------------------------------------|---------------------------------------|---------------------------------------|
| Q5 | Including you, please indicate how many people live in your household. Please tick one box only. | | | | | |
| | 1 | 2 | 3 | 4 | 5 | 6 |
| | <input type="checkbox"/> ₁ | <input type="checkbox"/> ₂ | <input type="checkbox"/> ₃ | <input type="checkbox"/> ₄ | <input type="checkbox"/> ₅ | <input type="checkbox"/> ₆ |

| | | | | | | | | | | | | |
|-----------|---|---------------------------------------|---------------------------------------|---------------------------------------|---------------------------------------|---------------------------------------|---------------------------------------|---------------------------------------|---------------------------------------|---------------------------------------|--|--|
| Q6 | For each person in the household, please provide their age and gender. Please tick one age and gender box for each person. | | | | | | | | | | | |
| | | 0-10 | 11-17 | 18-24 | 25-34 | 35-44 | 45-54 | 55-64 | 65-74 | 75+ | Male | Female |
| | Person 1 | <input type="checkbox"/> ₁ | <input type="checkbox"/> ₂ | <input type="checkbox"/> ₃ | <input type="checkbox"/> ₄ | <input type="checkbox"/> ₅ | <input type="checkbox"/> ₆ | <input type="checkbox"/> ₇ | <input type="checkbox"/> ₈ | <input type="checkbox"/> ₉ | <input type="checkbox"/> ₁₀ | <input type="checkbox"/> ₁₁ |
| | Person 2 | <input type="checkbox"/> ₁ | <input type="checkbox"/> ₂ | <input type="checkbox"/> ₃ | <input type="checkbox"/> ₄ | <input type="checkbox"/> ₅ | <input type="checkbox"/> ₆ | <input type="checkbox"/> ₇ | <input type="checkbox"/> ₈ | <input type="checkbox"/> ₉ | <input type="checkbox"/> ₁₀ | <input type="checkbox"/> ₁₁ |
| | Person 3 | <input type="checkbox"/> ₁ | <input type="checkbox"/> ₂ | <input type="checkbox"/> ₃ | <input type="checkbox"/> ₄ | <input type="checkbox"/> ₅ | <input type="checkbox"/> ₆ | <input type="checkbox"/> ₇ | <input type="checkbox"/> ₈ | <input type="checkbox"/> ₉ | <input type="checkbox"/> ₁₀ | <input type="checkbox"/> ₁₁ |
| | Person 4 | <input type="checkbox"/> ₁ | <input type="checkbox"/> ₂ | <input type="checkbox"/> ₃ | <input type="checkbox"/> ₄ | <input type="checkbox"/> ₅ | <input type="checkbox"/> ₆ | <input type="checkbox"/> ₇ | <input type="checkbox"/> ₈ | <input type="checkbox"/> ₉ | <input type="checkbox"/> ₁₀ | <input type="checkbox"/> ₁₁ |
| | Person 5 | <input type="checkbox"/> ₁ | <input type="checkbox"/> ₂ | <input type="checkbox"/> ₃ | <input type="checkbox"/> ₄ | <input type="checkbox"/> ₅ | <input type="checkbox"/> ₆ | <input type="checkbox"/> ₇ | <input type="checkbox"/> ₈ | <input type="checkbox"/> ₉ | <input type="checkbox"/> ₁₀ | <input type="checkbox"/> ₁₁ |
| | Person 6 | <input type="checkbox"/> ₁ | <input type="checkbox"/> ₂ | <input type="checkbox"/> ₃ | <input type="checkbox"/> ₄ | <input type="checkbox"/> ₅ | <input type="checkbox"/> ₆ | <input type="checkbox"/> ₇ | <input type="checkbox"/> ₈ | <input type="checkbox"/> ₉ | <input type="checkbox"/> ₁₀ | <input type="checkbox"/> ₁₁ |

| | | | | | | | | | | | |
|-----------|--|---------------------------------------|---------------------------------------|---------------------------------------|---------------------------------------|---------------------------------------|---------------------------------------|---------------------------------------|---------------------------------------|---------------------------------------|--|
| Q7 | In order to understand income distribution within the home and to allow us to calculate average incomes to assist with housing affordability, please indicate which income bracket each member of the household is in. This information will remain confidential; you will not be identified. Please tick one income bracket for each person. | | | | | | | | | | |
| | | Does not have an income | Under £12,000 | £12,000-£18,999 | £19,000-£25,999 | £26,000-£31,999 | £32,000-£47,999 | £48,000-£63,999 | £64,000-95,999 | More than £96,000 | Prefer not to say |
| | Person 1 | <input type="checkbox"/> ₁ | <input type="checkbox"/> ₂ | <input type="checkbox"/> ₃ | <input type="checkbox"/> ₄ | <input type="checkbox"/> ₅ | <input type="checkbox"/> ₆ | <input type="checkbox"/> ₇ | <input type="checkbox"/> ₈ | <input type="checkbox"/> ₉ | <input type="checkbox"/> ₁₀ |
| | Person 2 | <input type="checkbox"/> ₁ | <input type="checkbox"/> ₂ | <input type="checkbox"/> ₃ | <input type="checkbox"/> ₄ | <input type="checkbox"/> ₅ | <input type="checkbox"/> ₆ | <input type="checkbox"/> ₇ | <input type="checkbox"/> ₈ | <input type="checkbox"/> ₉ | <input type="checkbox"/> ₁₀ |
| | Person 3 | <input type="checkbox"/> ₁ | <input type="checkbox"/> ₂ | <input type="checkbox"/> ₃ | <input type="checkbox"/> ₄ | <input type="checkbox"/> ₅ | <input type="checkbox"/> ₆ | <input type="checkbox"/> ₇ | <input type="checkbox"/> ₈ | <input type="checkbox"/> ₉ | <input type="checkbox"/> ₁₀ |
| | Person 4 | <input type="checkbox"/> ₁ | <input type="checkbox"/> ₂ | <input type="checkbox"/> ₃ | <input type="checkbox"/> ₄ | <input type="checkbox"/> ₅ | <input type="checkbox"/> ₆ | <input type="checkbox"/> ₇ | <input type="checkbox"/> ₈ | <input type="checkbox"/> ₉ | <input type="checkbox"/> ₁₀ |
| | Person 5 | <input type="checkbox"/> ₁ | <input type="checkbox"/> ₂ | <input type="checkbox"/> ₃ | <input type="checkbox"/> ₄ | <input type="checkbox"/> ₅ | <input type="checkbox"/> ₆ | <input type="checkbox"/> ₇ | <input type="checkbox"/> ₈ | <input type="checkbox"/> ₉ | <input type="checkbox"/> ₁₀ |
| | Person 6 | <input type="checkbox"/> ₁ | <input type="checkbox"/> ₂ | <input type="checkbox"/> ₃ | <input type="checkbox"/> ₄ | <input type="checkbox"/> ₅ | <input type="checkbox"/> ₆ | <input type="checkbox"/> ₇ | <input type="checkbox"/> ₈ | <input type="checkbox"/> ₉ | <input type="checkbox"/> ₁₀ |

Housing needs - unmet

| | | | | |
|-----------|--|--|----|---|
| Q8 | Has anyone from your household moved away from Eye in the last five years due to difficulties in finding accommodation in the area? Please tick one box only. | | | |
| | Yes | <input type="checkbox"/> ₁ CONTINUE | No | <input type="checkbox"/> ₂ SKIP TO Q13 |

| | | | | | |
|-----------|---|--|----|---|------------|
| Q9 | If the housing that this person was looking for became available in Eye, would they return to Eye? Please tick one box only. | | | | |
| | Yes | <input type="checkbox"/> ₁ CONTINUE | No | <input type="checkbox"/> ₂ SKIP TO Q13 | Don't know |

| | | | | |
|------------|---|---------------------------------------|------------------------------|---------------------------------------|
| Q10 | What type of housing would encourage this person to move back to Eye? <i>Please tick one box only.</i> | | | |
| | House | <input type="checkbox"/> ₁ | Retirement/sheltered housing | <input type="checkbox"/> ₄ |
| | Bungalow | <input type="checkbox"/> ₂ | Caravan/mobile home | <input type="checkbox"/> ₅ |
| | Flat/apartment | <input type="checkbox"/> ₃ | Other (please specify) | <input type="checkbox"/> ₆ |

| | | | | |
|------------|--|---------------------------------------|-----------------------|---------------------------------------|
| Q11 | How many bedrooms would they want? <i>Please tick one box only.</i> | | | |
| | One bedroom | <input type="checkbox"/> ₁ | Three bedrooms | <input type="checkbox"/> ₃ |
| | Two bedrooms | <input type="checkbox"/> ₂ | Four bedrooms or more | <input type="checkbox"/> ₄ |

| | | | | |
|------------|---|---------------------------------------|-------------------------------|---------------------------------------|
| Q12 | Would they be looking to... <i>Please tick one box only.</i> | | | |
| | buy on the open market with a mortgage | <input type="checkbox"/> ₁ | rent from the Local Authority | <input type="checkbox"/> ₄ |
| | share ownership (part owned/part rented) | <input type="checkbox"/> ₂ | rent from a private landlord | <input type="checkbox"/> ₅ |
| | rent from a Housing Association | <input type="checkbox"/> ₃ | other (please specify) | <input type="checkbox"/> ₆ |

Future housing needs

| | | | | |
|------------|--|---|------------|---|
| Q13 | Will any members of your household wish/need to move out of your current home needing alternative accommodation in Eye within the next five or ten years. <i>Tick all that apply.</i> | | | |
| | Yes – need housing in Eye in the next five years | <input type="checkbox"/> ₁ CONTINUE | No | <input type="checkbox"/> ₃ SKIP TO Q18 |
| | Yes – need housing in Eye in the next ten years | <input type="checkbox"/> ₂ CONTINUE | Don't know | <input type="checkbox"/> ₄ SKIP TO Q18 |

| | | | |
|------------|--|---------------------------------------|---------------------------------------|
| Q14 | Which person(s) (indicated at Q6) does this relate to? <i>For each person needing to move, please indicate the time period.</i> | | |
| | | Next 5 years | Next 10 years |
| | Person 1 | <input type="checkbox"/> ₁ | <input type="checkbox"/> ₂ |
| | Person 2 | <input type="checkbox"/> ₁ | <input type="checkbox"/> ₂ |
| | Person 3 | <input type="checkbox"/> ₁ | <input type="checkbox"/> ₂ |
| | Person 4 | <input type="checkbox"/> ₁ | <input type="checkbox"/> ₂ |
| | Person 5 | <input type="checkbox"/> ₁ | <input type="checkbox"/> ₂ |
| | Person 6 | <input type="checkbox"/> ₁ | <input type="checkbox"/> ₂ |

| Q15 What type of housing do you think they would be looking for in Eye? <i>Tick one type per person needing accommodation.</i> | | | | | | |
|---|---------------------------------------|---------------------------------------|---------------------------------------|---------------------------------------|---------------------------------------|---------------------------------------|
| | House | Bungalow | Flat or apartment | Retirement/s heltered housing | Caravan/ mobile home | Other (please specify) |
| Person 1 | <input type="checkbox"/> ₁ | <input type="checkbox"/> ₂ | <input type="checkbox"/> ₃ | <input type="checkbox"/> ₄ | <input type="checkbox"/> ₅ | <input type="checkbox"/> ₆ |
| Person 2 | <input type="checkbox"/> ₁ | <input type="checkbox"/> ₂ | <input type="checkbox"/> ₃ | <input type="checkbox"/> ₄ | <input type="checkbox"/> ₅ | <input type="checkbox"/> ₆ |
| Person 3 | <input type="checkbox"/> ₁ | <input type="checkbox"/> ₂ | <input type="checkbox"/> ₃ | <input type="checkbox"/> ₄ | <input type="checkbox"/> ₅ | <input type="checkbox"/> ₆ |
| Person 4 | <input type="checkbox"/> ₁ | <input type="checkbox"/> ₂ | <input type="checkbox"/> ₃ | <input type="checkbox"/> ₄ | <input type="checkbox"/> ₅ | <input type="checkbox"/> ₆ |
| Person 5 | <input type="checkbox"/> ₁ | <input type="checkbox"/> ₂ | <input type="checkbox"/> ₃ | <input type="checkbox"/> ₄ | <input type="checkbox"/> ₅ | <input type="checkbox"/> ₆ |
| Person 6 | <input type="checkbox"/> ₁ | <input type="checkbox"/> ₂ | <input type="checkbox"/> ₃ | <input type="checkbox"/> ₄ | <input type="checkbox"/> ₅ | <input type="checkbox"/> ₆ |

| Q16 How many bedrooms do you think they would need? <i>Tick one per person needing accommodation.</i> | | | | |
|--|---------------------------------------|---------------------------------------|---------------------------------------|---------------------------------------|
| | One bedroom | Two bedrooms | Three bedrooms | Four bedrooms or more |
| Person 1 | <input type="checkbox"/> ₁ | <input type="checkbox"/> ₂ | <input type="checkbox"/> ₃ | <input type="checkbox"/> ₄ |
| Person 2 | <input type="checkbox"/> ₁ | <input type="checkbox"/> ₂ | <input type="checkbox"/> ₃ | <input type="checkbox"/> ₄ |
| Person 3 | <input type="checkbox"/> ₁ | <input type="checkbox"/> ₂ | <input type="checkbox"/> ₃ | <input type="checkbox"/> ₄ |
| Person 4 | <input type="checkbox"/> ₁ | <input type="checkbox"/> ₂ | <input type="checkbox"/> ₃ | <input type="checkbox"/> ₄ |
| Person 5 | <input type="checkbox"/> ₁ | <input type="checkbox"/> ₂ | <input type="checkbox"/> ₃ | <input type="checkbox"/> ₄ |
| Person 6 | <input type="checkbox"/> ₁ | <input type="checkbox"/> ₂ | <input type="checkbox"/> ₃ | <input type="checkbox"/> ₄ |

| Q17 Would they be looking to... Tick one type per person needing accommodation. | | | | | | |
|--|--|--|---------------------------------------|---------------------------------------|---------------------------------------|---------------------------------------|
| | buy on the open market with a mortgage | share ownership (part owned/part rented) | rent from the Local Authority | rent from a Housing Association | rent from a private landlord | Other (please specify) |
| Person 1 | <input type="checkbox"/> ₁ | <input type="checkbox"/> ₂ | <input type="checkbox"/> ₃ | <input type="checkbox"/> ₄ | <input type="checkbox"/> ₅ | <input type="checkbox"/> ₆ |
| Person 2 | <input type="checkbox"/> ₁ | <input type="checkbox"/> ₂ | <input type="checkbox"/> ₃ | <input type="checkbox"/> ₄ | <input type="checkbox"/> ₅ | <input type="checkbox"/> ₆ |
| Person 3 | <input type="checkbox"/> ₁ | <input type="checkbox"/> ₂ | <input type="checkbox"/> ₃ | <input type="checkbox"/> ₄ | <input type="checkbox"/> ₅ | <input type="checkbox"/> ₆ |
| Person 4 | <input type="checkbox"/> ₁ | <input type="checkbox"/> ₂ | <input type="checkbox"/> ₃ | <input type="checkbox"/> ₄ | <input type="checkbox"/> ₅ | <input type="checkbox"/> ₆ |
| Person 5 | <input type="checkbox"/> ₁ | <input type="checkbox"/> ₂ | <input type="checkbox"/> ₃ | <input type="checkbox"/> ₄ | <input type="checkbox"/> ₅ | <input type="checkbox"/> ₆ |
| Person 6 | <input type="checkbox"/> ₁ | <input type="checkbox"/> ₂ | <input type="checkbox"/> ₃ | <input type="checkbox"/> ₄ | <input type="checkbox"/> ₅ | <input type="checkbox"/> ₆ |

All complete

| Q18 Please indicate your level of agreement with the following statements on affordable housing. | | | | | |
|---|---------------------------------------|---------------------------------------|---------------------------------------|---------------------------------------|---------------------------------------|
| | Agree strongly | Agree | Neither agree nor disagree | Disagree | Disagree strongly |
| Affordable housing should be provided in one compact location in Eye. | <input type="checkbox"/> ₁ | <input type="checkbox"/> ₂ | <input type="checkbox"/> ₃ | <input type="checkbox"/> ₄ | <input type="checkbox"/> ₅ |
| Affordable housing should be provided in small sites scattered across Eye. | <input type="checkbox"/> ₁ | <input type="checkbox"/> ₂ | <input type="checkbox"/> ₃ | <input type="checkbox"/> ₄ | <input type="checkbox"/> ₅ |

| Q19 The District Council propose to develop the Paddock House site for housing. Should this development go ahead, please indicate which of the following options you prefer for this site. Please tick one box only. | |
|---|---------------------------------------|
| | Preference |
| The open space between Paddock House and Church Street should be retained with housing on the site only occupying the area currently filled by the disused residential home. | <input type="checkbox"/> ₁ |
| The open space should not be retained and well-designed housing should be built up the pavement line in line with other houses in Church Street. | <input type="checkbox"/> ₂ |

| Q20 If you have any further comments on housing needs within Eye, please write them below. | |
|---|--|
| | |

Thank you

