

Coddenham 2000 UPDATE



REPORT OF SURVEY

CONDUCTED OCTOBER 1995

CODDENHAM PARISH COUNCIL

NOVEMBER 1995



Coddenham Parish Council
November 1995

Dear Resident,

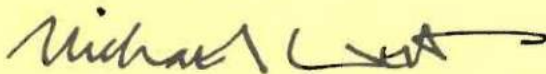
The Parish Council is pleased once again to present the report of a successful survey, with a response rate of 91%, improving even upon the 84% achieved in 1990.

Thank you to all who took part and again particular thanks to David Hudson whose preparation and processing by computer has enabled this report to appear so promptly.

The Parish Council is studying the results and believes that these will be both of interest to all residents and of relevance in future discussions with the District and County Councils concerning traffic, housing and local services, a new village hall, recreational provision and the whole community and environment of Coddenham.

The survey report will be delivered to the District and County Councils and to the Inspector inquiring into the Mid-Suffolk local plan. The report will support the Parish Council's bid to the Millennium Fund for assistance in building a new village hall.

Yours sincerely,



Michael West, Chairman

cover: Coddenham High Street,
by Bernard Baker



INTRODUCTION


It is now just five years since the original 'Coddenham 2000' was published. At that time it seemed appropriate to the Parish Council that those who make the decisions for our village, notably the County and District councils, should know the strength of feeling on certain issues which affect us all. Now, five years on, it was felt that a renewed expression on at least some of the topics would be of value. Why chose now to do it - are opinions likely to have changed much in this relatively short time? Various factors led us to suppose that they might have done. First, our population itself has changed considerably - the survey reveals that 33% of the Coddenham population has lived here for five years or less, so there will be many who did not take part before. Second, many aspects of British society have changed too, so that we may feel differently in 1995 from our views in 1990. Third, we are repeatedly told that local opinion is increasingly to be taken into account, the more up-to-date the opinion the more weight it should carry.

The topics chosen this time are more restricted than in 1990, and concentrate on issues which are known to be at the forefront of many people's minds - the traffic problem; the provision of recreational facilities; reports of increasing break-ins in the neighbourhood; the amount Broomhill and the footpaths are used in relation to the money and effort put into them - and so on. This 'Update', then, does not attempt to cover every local issue, but some of the most pressing which affect us and the quality of our lives.

As before, while preserving individual anonymity, different areas of the village were colour-coded so that matters strongly felt in some areas were not submerged in the total number of replies. The full statistical results are shown in the appendix, while the preceding pages summarise some of the main conclusions.

Our own findings should be seen against the background of the official census statistics for 1991, (the latest available), which show a total population of 522 for the parish. This has been nearly static for 20 years. Total numbers of dwellings in 1991 stood at 216 with 200 occupied. The estimate now is a total of 220. Our own survey was given to 195 houses, of which 179 returned it.

In 1990 we were very encouraged that 84% of the people of Coddenham filled in the questionnaire. This time the figure is 91%, - a level hardly ever achieved in any questionnaire - which both indicates the very high level of concern on local issues, and provides the Parish Council with the best possible leverage for promoting our interests. No-one is so starry-eyed as to suppose that our opinions, however strongly held, will instantly be translated into action by those who have to decide between conflicting claims and work with limited resources, but one thing is certain: if we don't put our own case, no-one else will.



PARISH POPULATION




There are interesting comparisons to be made between the composition of our population in 1995 with that in 1990. It emerges that the proportion of young people under 19 is just about exactly the same (22%), but the percentage over 60 years old has fallen significantly from 25% to 21%. The High Street, notably, has fewer older people (19% instead of 26%). We now have more single person households than before (41 as opposed to 31), and the average size of household has accordingly declined slightly from 2.6 to 2.4.

Many families have recently moved into Coddendam - one third of all our households have lived here for five years or less. (1990: 29%). On the other hand, 40% have lived here for more than 20 years.

The rural/village environment is much favoured - 60% of all respondents quoted it as a reason for living here. Just over a quarter (27%) find the village located conveniently for their work, and 23% have always lived here - which probably means that they like it too!

TRAFFIC PROBLEMS

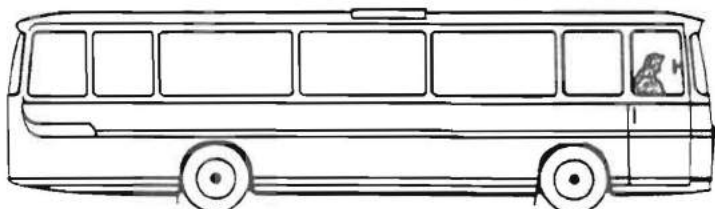


As before, this topic produced very high proportions of deep concern. There is no question but that the inhabitants of Coddendam feel extremely strongly on these issues. Not surprisingly the strongest feelings are held by those in the areas most affected, but there is a large measure of support from those living in other parts of the parish. The most strongly felt problems are: the number of HGVs using the High Street (66% of all respondents felt the problem was either 'intolerable' or 'serious'; this includes 94% of those living along the B1078); speeds in School Road, School Lane and Greenhill (60% of all replies); the risk to pedestrians where there are no pavements (60%); HGVs coming illegally down the High Street (56%); non-local vehicles using the village as a cut-through (55%); difficulties in finding off-street parking (55%).

A massive 89% feel the High Street should not be a HGV route, and a lesser number (55%) would not have HGVs using the B1078 even if the village were to be by-passed. 89% also feel that the present narrow bridge serves a useful function in slowing traffic entering the village, and the same percentage regard the present bridge as important as part of the Conservation area. 79% would have money spent on a by-pass, not on a new bridge.

Speeding traffic through the village produced a majority (51%) in favour of traffic-calming measures, with 34% opting for a 20 mph limit.

The problem of how to make the narrow parts of the streets, where there are no pavements, safer for pedestrians produced fairly evenly-divided opinion between making a pavement even if the road is thereby narrowed further (37%), and using white lines to narrow the carriageway (34%).



NEW HOUSING

Views on having more housing in the village have changed notably in the last five years. Whereas in 1990 there was very heavy support for the Parish Council's scheme for housing on Gardemau Trust land opposite the rec., now there is limited (29% or 51 replies) enthusiasm for more housing. This is perhaps because of the planning permissions granted since the first survey, together with changing perceptions about the desirability of owning property with the fall in house prices. Of the 51, 10 suggest the housing should be on the Bickers site, (already given permission), leaving their opinion on further development uncertain. 96 (54%) of all households given the circular feel there is no need for more housing, and 16% expressed no opinion. 27 (15%) of respondents named areas (apart from the Bickers site) where housing might be built, with the Gardemau land opposite the rec. still the most favoured with 16 votes (9% of all replies). There are fairly even numbers opting for properties to rent or to buy (16 versus 20). Starter homes (32) are the most favoured, with family homes second (27). 15 families have someone hoping to acquire accommodation in the next five years (1990: 31), and again the demand seems to be for both family and starter homes, with 9 wanting to buy and seven to rent. Four of our families have someone on Mid Suffolk's housing list.



RECREATIONAL FACILITIES

There was a useful expression of opinion about the possibility of an all-weather sports area. 104 households think that tennis should be provided, with 68 in favour of 5-a-side football and 45 for netball. Many all-weather areas of course have multiple markings allowing a range of sports. There were other suggestions (see appendix), but none attracting many votes. By no means all of those who expressed an opinion on which sports should be provided would use the facilities themselves. 84 households (47%) would never use them at all, but this leaves a majority which would, including 38 (21%) who would use the sports area about once a week. In other words, there is a large measure of support. A bowling green would be used by a total of 36 households, with 28 being prepared to help with upkeep. Clearly some bowls players are highly motivated.



As regards the financing of new sports facilities, 95 thought that donations should be invited, and 100 households generously said they would be willing to contribute. Less than half this (42) said the Parish rate should be raised (which would amount to a compulsory donation); various forms of fund-raising were suggested by 37 households.

124 households (70% of all replies) said that they use Broomhill to some extent, which is a justification of the effort put into its upkeep. Those who live nearest not surprisingly use it the most. Of our other rights of way, they are used by 73% of households, with 50 households using them more than once a week. We are clearly a village which enjoys making good use of its attractive environment, and the money used for footpath maintenance is well spent.

A NEW VILLAGE HALL

54% of those replying would like a new village hall, with 17% each opting for keeping the present hall, and improving it. Of the facilities for a new hall, a car park tops the list of favourites, followed by a good kitchen and a doctor's surgery. Few people favour committee rooms or an improved stage.



NEIGHBOURHOOD WATCH

71% of replies would welcome a Neighbourhood Watch scheme, and the great majority of these would actively support one. Expressed in terms of total number of households, all but one household in the Spring Road area would join; High Street and Church Road have 61%, and School Road 60%. There is less enthusiasm in Greenhill and School Lane (33%). The Coddendam Green area has 48% and Old Norwich Road 35%.

OTHER MATTERS RAISED

Many individual comments and suggestions were made, some more than once, including: better emptying of the recycling banks and more litter bins, street lighting and additional play equipment on the rec.; 'everyone should support the local services' and new buildings should be in keeping with the village; the old 'lock-up' should be restored and Coddendam bridge protected by bollards. Several references to traffic called for control of parking and off-street parking; 'traffic calming' on Old Norwich Road and a footbridge over the A14 to Pipp's Ford. Disposal was endorsed of the old village hall, if a new one is built; continuing opposition to Crowfield airfield was voiced and it was suggested that all parish council meetings be reported in the Parish magazine.



YOUNG PEOPLE

A total of 37 young people aged 6 to 18 answered our questionnaire this time (61 last time, but we then started at age 4), and thanks to them for doing so. Of these, 23 are boys, 14 girls. As before, the largest group was the youngest one, those aged 6-11, with 19. 11 aged 11-16 replied, and 7 aged 16-18.

By far the majority say their friends are mostly out of the village (28 to 7).

The most popular free-time activities are: watching TV/videos, followed by using the rec., visiting/being with friends, and bike riding. Using Broomhill and walking are more popular activities than they were in 1990.

Asked what activities they would like if they could be started, tennis came out a clear leader (10 votes) with a Youth Club second (5). This is similar to 1990, when sports were mentioned the greatest number of times.

The main things our young people like about living in Coddendam are the friendly people, mentioned by 24, followed by the countryside and its activities. Main dislikes are that it is too quiet, and the traffic (6 each). All age-groups would like more appropriate facilities.

APPENDIX

CODDENHAM 2000 UPDATE

As in 1990, the figures shown have been collated from the summaries of each area of the village, which were in turn taken from the original returns from each household. In open-ended questions any suggestions which received only one in favour has been omitted, except where stated. Percentages are mostly shown to the nearest whole number.

The areas of the village shown by numbers are:

1. High Street and Church Road
2. School Road and Blacksmith's Lane
3. School Lane and Greenhill
4. Spring Road and Crowfield Road
5. Limekilns, Coddenham Green, Shrublands and Needham Road
6. Old Norwich Road and Pipp's Ford

PARISH POPULATION

Areas of the village	1	2	3	4	5	6	total	o/o
total occupied houses	57	38	42	11	29	17	195	
households replying	55	36	37	10	28	12	179	
% replies	95	89	86	91	93	70		91.7
totals in households	125	83	96	26	68	35	433	
av. size of household	2.3	2	2.6	3	2	3	2.42	
no. of single person households	13	13	8	1	5	3	41	23
Age Breakdown								
no. under 5								
male	5	4	4	0	5	1	19	
female	4	4	2	0	2	0	12	7.3
no. aged 5-11								
male	4	4	6	1	1	2	18	
female	1	2	6	0	2	4	15	7.5
no. aged 12-18								
male	7	3	1	0	1	1	13	
female	2	5	3	0	0	3	13	6.6
no. aged 19-60								
male	41	20	25	9	17	7	119	
female	38	21	27	8	19	8	121	54.8
no. aged 60+								
male	11	9	11	4	9	1	45	
female	13	12	6	5	8	2	46	25
% over 60 years	19	26	18	23	26	9		21.1
% under 19 years	18	27	23	4	17	41		21.9
Years lived in Coddenham								
over 20	20	19	15	4	13	2	73	36
6-20	16	5	13	2	6	3	45	25
1-5	13	7	6	3	8	4	41	24
under 1	5	4	1	1	1	3	15	9
Reasons for living here:								
retirement	4	4	3	1	6	1	19	11
village/rural environment	42	18	23	5	11	8	106	60
always lived here	11	14	8	3	6	0	42	23
convenient for work	12	10	9	2	8	7	48	30
near family							3	
suitable house available							4	



TRAFFIC PROBLEMS



Areas of the village		1	2	3	4	5	6	total	o/o replies
Severity of Problems (‘intolerable’ + ‘severe’: x. ‘slight’ + ‘no problem’: y.)									
* The number of HGVs using High Street	x	44	30	21	4	14	5	118	66
	y	3	4	3	4	4	1	19	11
* Speeds in School Road, School Lane and Greenhill	x	34	30	25	3	8	6	106	60
	y	10	4	1	5	8	1	29	16
* Non-local commercial vehicles using B1078 as a cut-through	x	42	24	15	4	10	3	98	55
	y	5	11	9	3	9	4	40	22
* Total no. of vehicles using High Street	x	41	21	14	3	10	4	93	52
	y	6	12	9	4	8	2	41	23
* Speed of vehicles in High St and Church Road	x	37	21	14	2	8	5	87	49
	y	10	12	9	5	10	1	47	26
* Risk to pedestrians where there are no pavements	x	37	26	15	5	16	7	106	60
	y	10	9	7	3	5	1	35	20
* Air pollution by traffic fumes	x	36	16	8	1	8	6	75	42
	y	15	17	15	6	9	1	63	35
* Noise pollution	x	30	16	8	1	8	6	66	37
	y	12	16	15	6	8	2	59	33
* Buildings damaged by impact and vibration	x	36	17	13	3	11	5	85	47
	y	9	15	10	4	6	2	46	26
* HGVs illegally coming down High Street	x	37	23	20	3	12	5	100	56
	y	9	7	4	4	5	1	29	16
* Difficulties in finding off-street parking	x	34	24	18	4	14	4	98	55
	y	11	8	8	3	5	4	39	22

Other problems identified:
 Speeding near Peel House
 Late night noise in High St.
 Dangerous parking
 Parked cars impede traffic

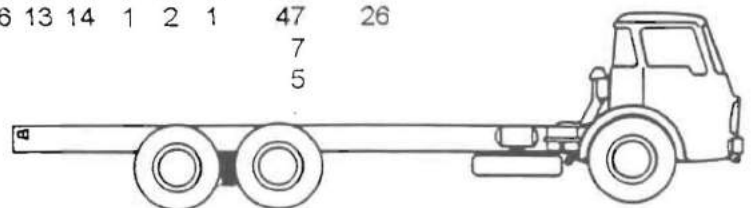
Speeding near Peel House	1				1			2
Late night noise in High St.	2							2
Dangerous parking		2						2
Parked cars impede traffic	1	1	2					4



Should the High Street be a HGV route?	yes	2	0	3	1	2	1	9	
	no	52	35	30	6	24	11	158	89
	no opinion	1	1	4	1	2	0	9	
Should B1078 (including any future by-pass) be an HGV route?	yes	16	8	12	1	6	2	45	25
	no	32	18	18	4	18	6	98	55
	no opinion	3	8	7	5	4	1	28	
The Bridge at Three-cocked Hat:									
Is the present bridge important for slowing traffic	yes	53	31	31	9	25	9	158	89
	no	1	4	3	1	2	1	12	
	no opinion	0	0	1	1	1	0	3	
Is the bridge important in the Conservation Area?	yes	51	34	30	9	26	9	159	89
	no	4	1	2	0	2	0	9	
	no opinion	0	0	4	0	1	1	6	
Should money be spent on a by-pass rather than a new bridge?	yes	50	32	26	4	20	9	141	79
	no	3	1	1	2	4	1	12	
	no opinion	1	3	10	4	5	0	23	

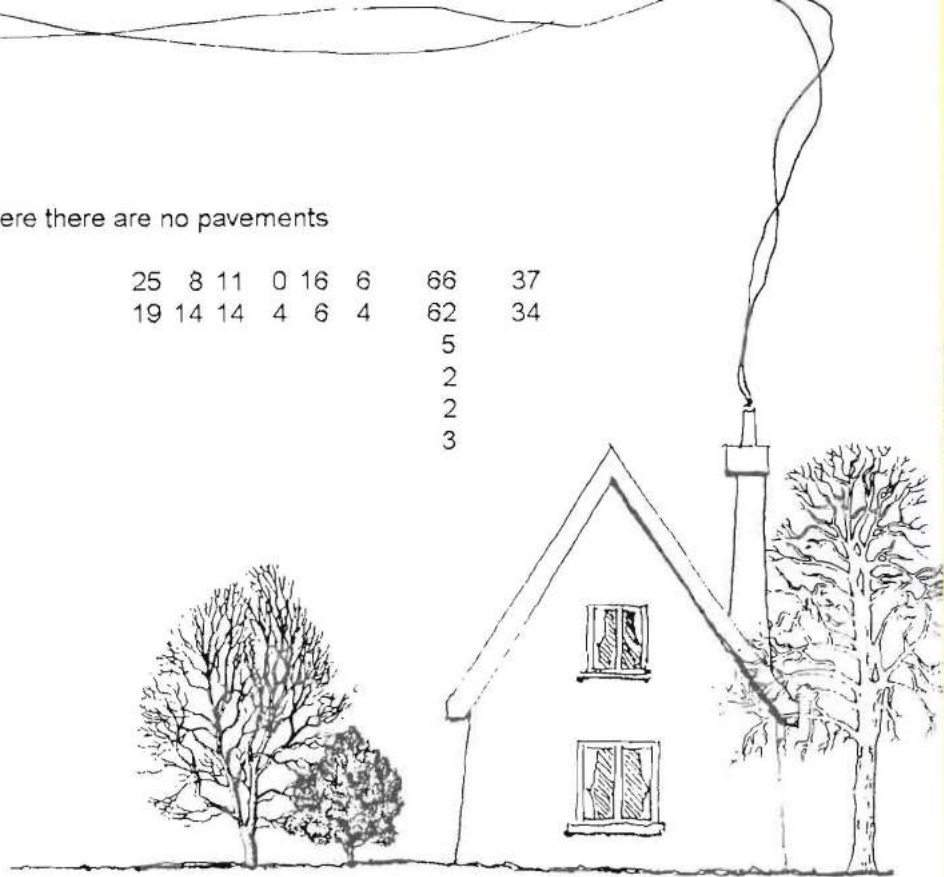
How to deal with speeding traffic:
 20 mph limit for narrow sections
 traffic-calming arrangements
 greater police presence
 speed cameras
 humps in the road

20 mph limit for narrow sections	19	14	12	0	12	4		61	34
traffic-calming arrangements	34	18	14	7	12	5		90	51
greater police presence	16	13	14	1	2	1		47	26
speed cameras								7	
humps in the road								5	



How to help pedestrians at risk where there are no pavements
and the road cannot be widened

make a pavement	25	8	11	0	16	6	66	37
white lines to narrow roadway	19	14	14	4	6	4	62	34
slow traffic by humps							5	
make High St one-way							2	
cut overhanging foliage							2	
make a path inside the rec.							3	



HOUSING

Areas of the village	1	2	3	4	5	6	total	% replies
apart from houses for which there is already permission, no more housing is needed	33	20	22	1	14	6	96	54
more housing is needed	13	13	11	5	8	2	52	29
of the above, those naming the Bickers site (where permission already exists)	3	1	2	1	3	0	10	
no opinion stated	9	4	3	4	6	1	27	16
where should any new housing be?								
Bickers site							10	
opposite recreation ground							16	
at top of High Street							3	
behind High Street							2	
East of Blacksmith's Lane							2	
In rural areas							2	
What are the biggest housing needs? Buy	9	7	9	4	4	3	36	20
Rent	6	6	10	0	4	2	28	16
types of housing needed: starter homes	7	7	5	3	8	2	32	18
for single people	0	1	5	1	1	0	8	5
for the elderly	3	3	5	1	3	2	17	9
family homes	9	3	9	3	2	1	27	15
Households where more accommodation will be needed within five years	5	4	5	1	0	0	15	
of these, wanting to buy	3	2	3	1	0	0	9	
to rent	2	2	3	0	0	0	7	
of these, types needed: starter homes	2	2	3	0	0	0	7	
for single people	0	1	1	0	0	0	2	
family homes	3	0	3	1	0	0	7	
number of people on Mid-Suffolk's housing list	0	0	4	0	0	0	4	

A NEW VILLAGE HALL

Areas of the village	1	2	3	4	5	6	total	o/o
The present hall is satisfactory	14	1	5	4	3	2	29	16
A new hall is to be welcomed	25	23	22	2	16	6	94	53
The existing hall should be improved	11	10	7	1	1	0	30	17
no opinion	3	3	3	3	6	3	21	12

Facilities in a new hall.

Number of first and second priorities indicated							rank
Indoor sports	9	12	4	2	3	2	32 4
improved kitchen	13	18	13	0	9	1	54 2
improved stage	5	3	3	0	0	1	12 5
doctor's surgery	14	7	15	1	9	3	49 3
committee rooms	2	4	2	0	1	0	9 6
car park	20	16	13	1	12	3	65 1
others: History club museum							2
bar							2



NEIGHBOURHOOD WATCH

Areas of the village	1	2	3	4	5	6	total	% total h'holds
Is this a good idea?								
yes	39	30	24	9	18	7	127	71
no	8	3	9	1	5	2	28	16
Would you be prepared to join?								
yes	35	24	14	9	14	6	102	57
no	9	10	17	1	8	3	48	27
percentage of households in each area prepared to join	61	61	33	89	48	35		



RECREATION



Areas of the village 1 2 3 4 5 6 total o/o

If there were to be an all-weather games area, which games ought to be provided?

tennis	35	25	18	6	15	5	104	
five-a-side football	23	18	12	2	12	1	68	
netball	16	11	5	1	9	3	45	
basketball							5	
bowls							5	
cycle track							2	
hockey							4	
cricket							2	

How often would members of your household use it?

more than once a week	9	4	4	1	2	0	20	
about once a week	14	8	9	0	6	1	38	
less than once a week	6	3	3	0	1	3	16	42
seldom/never	25	15	14	8	16	6	84	47

How often would members of your household use a bowling green?

more than once a week	1	1	1	0	1	0	4	
about once a week	5	6	7	0	2	1	21	
less than once a week	3	3	3	0	0	2	11	36
seldom/never	37	20	17	10	20	9	113	63

Apart from any grants, how should money for a sports area be raised?

ask for donations	33	17	20	6	13	6	95	
put up the Parish rate	14	14	6	1	5	2	42	
fundraising	12	10	6	1	6	2	37	
a lottery bid							4	
sponsorships							2	

Would your household be prepared to make a contribution?

yes	41	20	19	5	10	5	100	
no	5	8	15	4	12	5	49	

Would you be prepared to help with the upkeep of a bowling green?

yes	7	9	7	0	5	0	28	
no	39	21	23	9	17	10	119	

What sort of help could you offer?

mowing and green maintenance							3	
general maintenance							3	
security							1	
administration							1	

What other recreational facilities ought to take priority over these?

more childrens' play facilities							2	
Youth Club							2	
swimming pool							3	

How often do you use Broomhill?

several times a week	13	6	0	0	0	0	19	
about once a week	14	8	5	0	1	0	28	
less than once a week	19	10	9	4	5	0	47	53
seldom/never	6	8	21	6	19	12	72	40

How often do you use public rights of way other than Broomhill?

several time a week	23	13	4	3	4	3	50	
about once a week	9	6	10	0	4	1	30	
less than once a week	20	9	8	1	8	3	50	73
seldom/never	5	4	15	5	11	6	46	26



YOUNG PEOPLE

Ages	6-11 11-16 16-18			totals	
	years	years	years		
Numbers of young people replying	boy	10	8	5	23
	girl	9	3	2	14
	total	19	11	7	37
Are most of your friends in Coddendam?	yes	5	1	1	7
	no	12	10	6	28
What are your free-time activities in Coddendam?					
Use the recreation ground		18	7	4	29
visit/be with friends		14	8	4	26
go to Broomhill		10	3	1	14
ride bike		13	9	2	24
walking		12	2	3	17
Country Club		2	1	1	4
Babysit		1	0	3	4
watch TV/videos		17	9	4	30
nothing much		0	1	2	3
computers		1	2	0	3
listen to music		0	1	2	3
shop at Gudgins		2			2
What activities would you wish to do, if they could be arranged?					
Youth Club		2	2	1	5
tennis		6	3	1	10
basketball		0	2	1	3
discos		1	1	0	2
aerobics		0	1	1	2
skateboard area		3	1	0	4
football		4	0	0	4
better playground		4	0	0	4
Brownies		2	0	0	2
What do you like about living in Coddendam?					
friendly people		13	9	2	24
the countryside and its activities		15	4	4	23
Country Club		2	3	2	7
keeping pets, animals etc		10	6	1	17
going to Gudgins		3	1	0	4
the recreation ground		3	1	0	4
What don't you like about living in Coddendam?					
too quiet		1	5	0	6
the traffic		1	4	1	6
too few shops		1	0	1	2
How could the village be improved for young people?					
more facilities appropriate for young people		2	5	2	7
a roundabout on the rec.		3	0	0	3
cricket		2	0	0	2

