

2023/24

# MID SUFFOLK DISTRICT COUNCIL



## Where your Council Tax goes

In 2023/24 people living in Mid Suffolk will pay £77.47 million in Council Tax.

This money goes to the following:

- Suffolk County Council gets £60.05 million (77.5% of the total)
- Police and Crime Commissioner gets £10.54 million (13.6% of the total)
- Mid Suffolk District Council gets £6.89 million (8.9% of the total)

These authorities also get money from the Government, from fees and charges and from Business Rates to pay for the services they provide. Business Rates are collected locally by the District Council, an element of what is collected is then paid across to Central Government as well as Suffolk County Council. Suffolk, has a 'pooling' arrangement to maximise the amount of money retained and to protect against the risk of reductions in Business Rates income.

The District Council collects the money on behalf of all of the authorities.

The District Council also receives money from Central Government by way of the New Homes Bonus. This money will be used to support the Councils strategic priorities, transformation and invest to save projects.

## What you pay for services

Band	Suffolk County Council	Police and Crime Commissioner	Mid Suffolk District Council	This Year	Each week
A	997.62	175.08	114.39	1,287.09	24.75
B	1,163.89	204.26	133.46	1,501.61	28.88
C	1,330.16	233.44	152.52	1,716.12	33.00
D	1,496.43	262.62	171.59	1,930.64	37.13
E	1,828.97	320.98	209.72	2,359.67	45.38
F	2,161.51	379.34	247.85	2,788.70	53.63
G	2,494.05	437.70	285.98	3,217.73	61.88
H	2,992.86	525.24	343.18	3,861.28	74.26

If you have a parish or town council in your area, your final bill will also include a contribution to them. Your bill will give you the full details.

The average cost for a Band D property is £1,930.64

## Mid Suffolk District Council Budget Summary

	2022/23 budget			2023/24 budget		
	Gross Spending	Income	Net Spending	Gross Spending	Income	Net Spending
	£'000			£'000		
Services funded by Council Tax	37,332	(24,746)	12,585	33,784	(22,492)	11,292
Financing adjustments			321			3,300
<b>TOTAL</b>			<b>12,906</b>			<b>14,592</b>
<b>Changes in spending from the year before:</b>						
Budget requirement 2020/21						12,906
Pay and contractual price inflation						2,574
Other Budget Adjustments						965
Savings & additional income						(1,854)
<b>Budget requirement 2023/24</b>						<b>14,592</b>

## Spending on capital schemes (for example, on building projects)

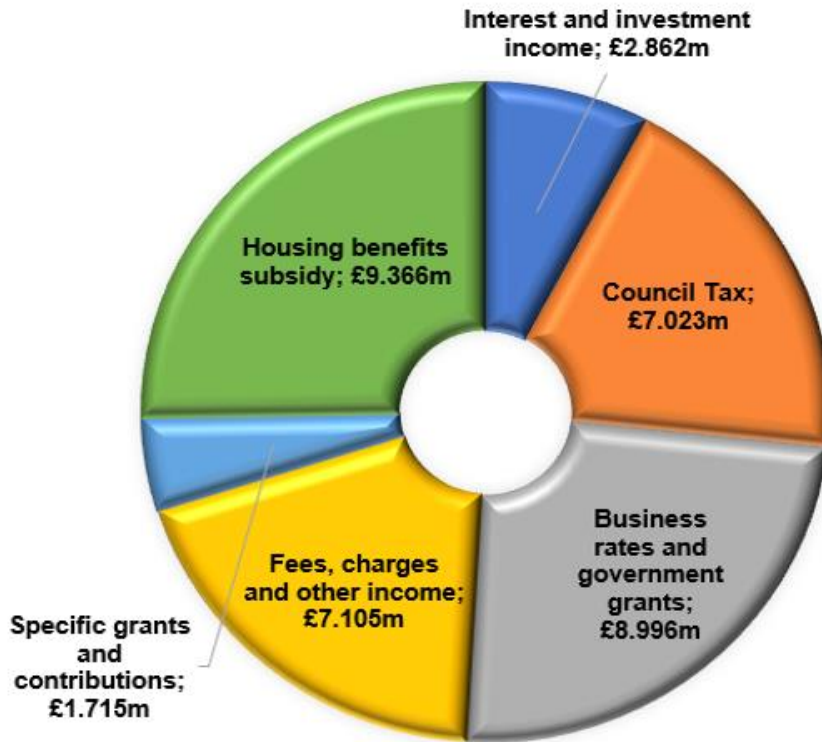
We are planning to spend £34.9 million on capital schemes in 2023/24. £30.2 million of which relates to improvements, major repairs, new building and property acquisitions to council housing which is not funded from council tax. The table below shows how this is to be spent and how it is to be paid for:

Spending	£,000	Paid for from	£,000
Improvements and major repairs to council housing	7,683	Borrowing	26,239
New Building and property acquisitions to council housing	802	Grants from government	1,357
Property Investment and Acquisitions - non council housing	20,551	Revenue Contributions	1,092
Grants for renovation, disabled adaptation, and affordable private housing	1,659	S106 Monies	15
Community Fund Projects	340	Reserves	5,532
Other spending, including the scheduled replacement of vehicles and equipment	3,867	Use of money from selling council houses etc.	667
	<b>34,902</b>		<b>34,902</b>

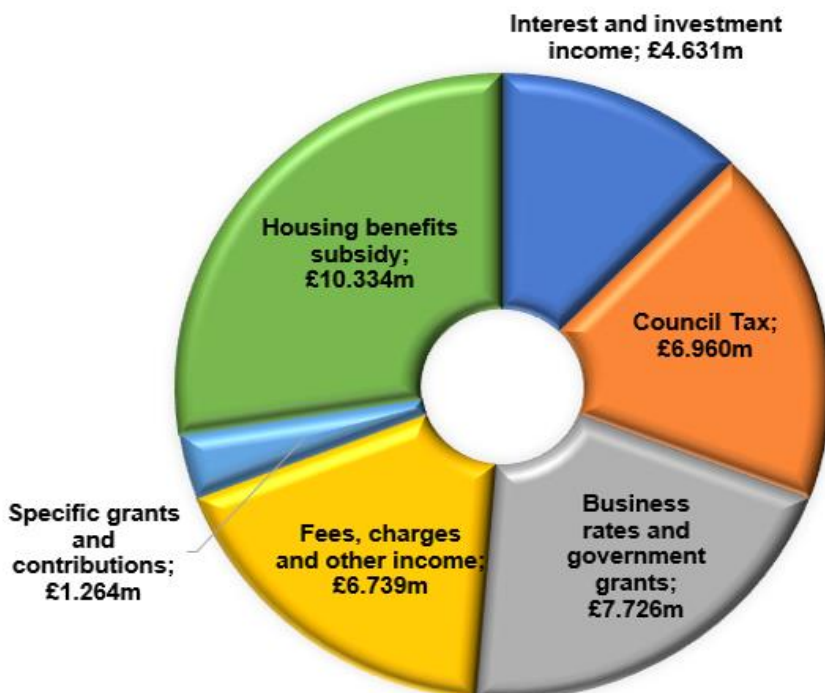
We are allowed to borrow to pay for these capital schemes. Our total borrowing at 31 March 2022 was £135.3 million.

## Where the money comes from:

Income 2023/24 - £37.1m

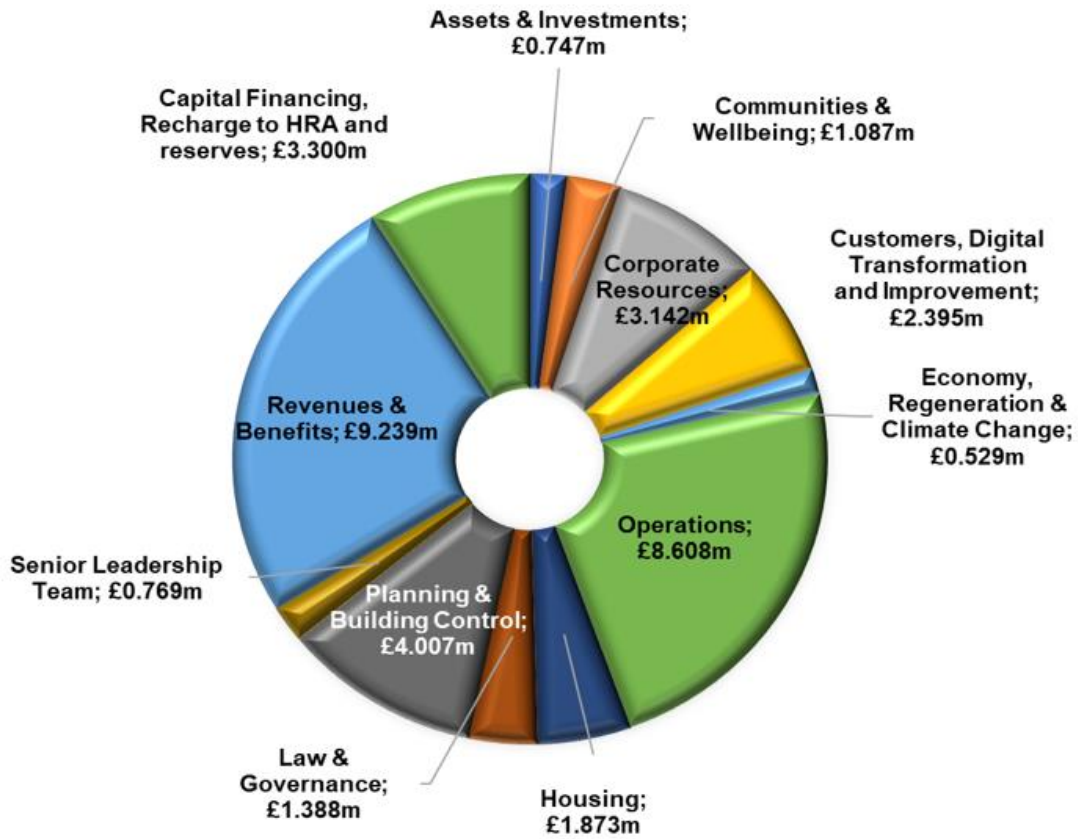


Income 2022/23 - £37.7m

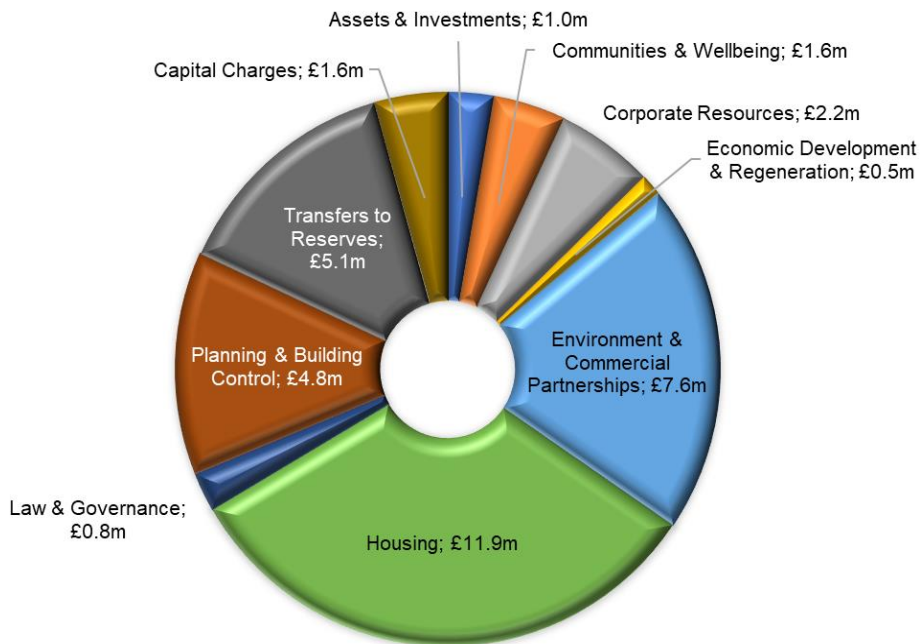


# Where we spend the money:

## Expenditure 2023/24 - £37.1m



## Expenditure 2022/23 - £37.2m



## Parish and town council charges of more than £140,000 in 2023/24

Stowmarket Town Council	2022/23 Budget			2023/24 Budget		
	Gross Spending	Income	Net Spending	Gross Spending	Income	Net Spending
	£ (figures in thousands)			£ (figures in thousands)		
Civic and Council Office	46	42	4	72	46	26
Communities	94	70	24	178	61	117
Environment			0			0
Grants	48		48	38		38
Environment, Grounds and Premises Maintenance	305	3	302	312		312
Organisation	672	4	668	652	3	649
Other Services (including Events)	38	29	9	59	41	18
Projects Costs	68		68	68		68
Regal Theatre Operations	809	736	73	925	925	0
Town Centre, Markets & CCTV	11	15	-4	45	21	24
Transfer to and from reserves and balances	25		25	49		49
<b>Total</b>	<b>2,116</b>	<b>899</b>	<b>1,217</b>	<b>2,398</b>	<b>1,097</b>	<b>1,301</b>

Elmswell Parish Council	2022/23 Budget			2023/24 Budget		
	Gross Spending	Income	Net Spending	Gross Spending	Income	Net Spending
	£ (figures in thousands)			£ (figures in thousands)		
Administration	92		92	172		172
Borrowing Costs	107		107	107		107
Cemetery	3	4	-1	3	4	-1
CIL / s106		72	-72		89	-89
Crown Mill Site		150	-150		120	-120
Discretionary Schemes	302		302	713		713
Elmswell Station	7		7	1		1
FiT / RHI Payments		8	-8		7	-7
Grants and contributions		51	-51		71	-71
Miscellaneous	2	20	-19	8	29	-21
Precept		189	-189		206	-206
Repairs & Maintenance	20		20	29		29
Street Lights	16		16	16		16
Wesley Coffee Shop	43	47	-4	67	52	15
<b>Total</b>	<b>591</b>	<b>541</b>	<b>50</b>	<b>1,117</b>	<b>579</b>	<b>539</b>

Needham Market Town Council	2022/23 Budget			2023/24 Budget		
	Gross Spending	Income	Net Spending	Gross Spending	Income	Net Spending
	£ (figures in thousands)			£ (figures in thousands)		
Core costs	83	3	80	103	7	96
Newsletter	24	15	9	27	10	17
Service costs (recreation)	23	5	18	18	2	16
Property and environment costs	22		22	15		15
Planning	5		5	5		5
Climate awareness				2		2
Contribution to reserves	7		7	1		1
<b>Total</b>	<b>164</b>	<b>23</b>	<b>141</b>	<b>170</b>	<b>19</b>	<b>151</b>

Thurston Parish Council	2022/23 Budget			2023/24 Budget		
	Gross Spending	Income	Net Spending	Gross Spending	Income	Net Spending
	£ (figures in thousands)			£ (figures in thousands)		
Staffing	69	3	66	85	4	81
Street Lighting	7		7	5		5
Public Open Spaces	15		15	27		27
Administration	18		18	21		21
Legal Fees	10		10	15		15
Heath Road Rental Area - Public Open Space	3		3	3		3
Grants & Donations	7		7	2		2
<b>Total</b>	<b>128</b>	<b>3</b>	<b>125</b>	<b>157</b>	<b>4</b>	<b>153</b>

\*Note: reserves are amounts that are built up for use in future years.